

SUMMARY OF LEGISLATIVE ACTION  
ON THE BUDGET BILL  
1984-85 FISCAL YEAR

JULY 1984

LEGISLATIVE ANALYST

STATE OF CALIFORNIA

925 I STREET, SUITE 650

SACRAMENTO, CALIFORNIA 95814

84-7

## TABLE OF CONTENTS

	<u>Page</u>
LIST OF TABLES.....	iii
OVERVIEW.....	iv
 PART ONE--HIGHLIGHTS OF THE 1984 BUDGET ACT	
THE 1984 BUDGET ACT.....	1
The Governor's Budget, As Proposed and Revised.....	1
Legislative Action on the Governor's Budget.....	1
Amounts Vetoed by the Governor.....	3
Further Changes to the Budget Proposed by the Governor.....	6
Fiscal Effect of Local Government Financing Legislation.....	7
 TOTAL EXPENDITURES.....	 9
Historical Perspective on General Fund Expenditures.....	9
Total Expenditures, by Function.....	11
Total Expenditures, by Program.....	13
General Fund Cost-of-Living Adjustments.....	20
Summary of Major Expenditure Changes from 1983-84.....	24
 THE 1984 TRAILER BILL.....	 27
 GENERAL FUND REVENUES.....	 29
 CONDITION OF THE GENERAL FUND.....	 31
 ALLOCATION OF TIDELANDS OIL AND GAS REVENUES.....	 33
 THE STATE WORKFORCE.....	 34
Legislative Changes to the State Workforce.....	35
Personnel-Years Vetoed by the Governor.....	35
Changes in the Workforce from 1983-84.....	36
 PART TWO--DETAILED SUMMARY OF 1984 BUDGET ACT ITEMS	
GENERAL GOVERNMENT.....	38
Legislative, Judicial, Executive.....	38
State and Consumer Services.....	38
General Administration.....	39
 BUSINESS AND TRANSPORTATION.....	 49
Business.....	49
Transportation.....	49
 RESOURCES.....	 54
 HEALTH.....	 60






TABLE OF CONTENTS--contd

	<u>Page</u>
WELFARE AND EMPLOYMENT.....	63
Welfare.....	63
Employment.....	64
CRIMINAL JUSTICE.....	67
K-12 EDUCATION.....	69
POSTSECONDARY EDUCATION.....	73
CAPITAL OUTLAY.....	76



LIST OF TABLES

	<u>Page</u>
<b>PART ONE--HIGHLIGHTS OF THE 1984 BUDGET ACT</b>	
Table 1 Summary of Action Taken on the 1984 Budget Act.....	2
Table 2 Total Expenditures (1982-83 through 1984-85).....	8
Table 3 Trends in General Fund Expenditures (1975-76 through 1984-85).....	10
Table 4 General Fund, Special Fund, and Bond Fund Expenditures, by Function (1982-83 through 1984-85).....	12
Table 5 General Fund Expenditures, by Program (1982-83 through 1984-85).....	14
Table 6 Total Revenues for K-12 Education.....	15
Table 7 Trends in Total Revenues for K-12 Education (1975-76 through 1984-85).....	16
Table 8 Total State Aid to Postsecondary Education.....	18
Table 9 Change in Welfare Benefits.....	19
Table 10 General Fund Cost-of-Living Adjustments.....	21
Table 11 Major Expenditure Changes from 1983-84.....	24
Table 12 Actions Affecting General Fund Revenues.....	28
Table 13 Condition of the General Fund (1983-84 and 1984-85).....	30
Table 14 Distribution of Tidelands Oil and Gas Revenues.....	32
Table 15 Summary of Actions Affecting the State Workforce.....	34
Table 16 Trends in State Employment (1977-78 through 1984-85).....	37
<b>PART TWO--DETAILED SUMMARY OF THE 1984 BUDGET ACT ITEMS</b>	
Table 17 General Government.....	41
Table 18 Business, Transportation and Housing.....	51
Table 19 Resources.....	56
Table 20 Health.....	62
Table 21 Welfare and Employment.....	65
Table 22 Criminal Justice.....	68
Table 23 K-12 Education.....	71
Table 24 Postsecondary Education.....	75
Table 25 Capital Outlay.....	79



## OVERVIEW

This report summarizes the fiscal effect of:

- The 1984 Budget Act (AB 2313),
- The budget Trailer Bill (SB 1379) which makes statutory changes needed to implement the Budget Act, and
- The local government finance bills (AB 1849/SB 794).

The report shows the effect that expenditures and revenues authorized by these acts will have on the condition of the General Fund.

The expenditure and surplus estimates contained in this report are not predictions of what the final budget totals for fiscal year 1984-85 will be. Rather, these estimates simply reflect (1) the most recent projections of revenue to the General Fund, (2) the latest estimates of caseloads under "open-ended" programs, and (3) legislative action completed through June 30, 1984. As the fiscal year progresses, these estimates will be revised to reflect such factors as:

- Unanticipated economic developments;
- Changes in the rates of expenditure under entitlement programs, such as Aid to Families with Dependent Children (AFDC) and Medi-Cal;
- The enactment of new legislation;
- Administrative actions taken by the executive branch;
- Decisions handed down by the courts; and
- Actions taken by the Congress and the President on the 1985 federal budget.



PART ONE of this report highlights the major actions taken on the 1984 Budget Act, and summarizes the fiscal effect of these actions on the General Fund. In addition, this part provides an historical perspective on General Fund expenditures and shows the funding levels approved for the state's major programs, as well as the overall effect of the budget on the size of the state's workforce.

PART TWO of this report describes the approved 1984-85 spending plan in more detail. It outlines the actions taken on each individual item in the 1984 Budget Act and compares the 1984-85 appropriation for each to the amount spent in 1983-84.

PART ONE--HIGHLIGHTS OF THE 1984 BUDGET ACT

C

O

C

O

C

O

C

O

C

O

C

## THE 1984 BUDGET ACT

The Budget Act for 1984-85 (Ch 258/84) was signed by the Governor on June 27, 1984. Table 1 presents a chronological summary of the changes made to the budget proposed by the Governor on January 10, 1984.

### The Governor's Budget, as Proposed and Revised

Table 1 indicates that in his January budget, the Governor proposed that the state spend \$30.3 billion during fiscal year 1984-85. This amount included:

- \$25.1 billion in General Fund expenditures;
- \$4.8 billion in Special fund expenditures; and
- \$0.4 billion in selected bond fund expenditures.

*double-counting  
12/1/84*

Subsequently, the Governor proposed changes to this spending plan that increased the total by \$172 million. These changes included a net decrease in General Fund spending of \$219 million, a \$39 million increase in special fund spending, and a \$352 million increase in spending from selected bond funds. Thus, as Table 1 shows, the Governor's revised budget called for expenditures totaling \$30.4 billion, of which \$24.9 billion was to come from the General Fund.

### Legislative Action on the Governor's Budget

Legislative action on the Governor's Budget resulted in a net expenditure increase totaling \$1.2 billion. This reflected an \$890 million increase in General Fund spending, a \$31 million decrease in special fund spending, and a \$336 million increase in spending from selected bond funds. Thus, as the table shows, the Legislature approved expenditures by the state totaling \$31.6 billion.

Table 1

Summary of Action Taken on  
the 1984 Budget Act  
(in millions)<sup>a</sup>

	<u>Revenues</u>	<u>Expenditures</u>			<u>Total</u>
		<u>General Fund</u>	<u>Special Funds</u>	<u>Selected Bond Funds</u>	
Governor's Budget as submitted (January)	\$26,036	\$25,076	\$4,781	\$415	\$30,272
Changes initiated by the administration	<u>-67</u>	<u>-219</u>	<u>39</u>	<u>352</u>	<u>172</u>
Governor's Budget as Revised (May)	\$25,969	\$24,857	\$4,820	\$767	\$30,444
Changes to the Governor's Budget made by the Legislature:					
Budget Act and Trailer Bill	38	890	-31	336	1,195
Other adjustments	<u>70</u>	<u>--</u>	<u>--</u>	<u>--</u>	<u>--</u>
Budget as Approved by the Legislature	\$26,077	\$25,747	\$4,789	\$1,103	\$31,639
Gubernatorial changes:					
Amounts vetoed	-36	-725	-55	-6	-786
Other adjustments	<u>--</u>	<u>49</u>	<u>--</u>	<u>--</u>	<u>49</u>
Budget as Chaptered	\$26,041	\$25,071	\$4,734	\$1,097	\$30,902
<u>Local Government Finance Bills (AB 1849/SB 749):</u>					
	<u>-210</u>	<u>253</u>	<u>--</u>	<u>--</u>	<u>253</u>
Budget as Revised	\$25,831	\$25,324	\$4,734	\$1,097	\$31,155

a. Details may not add to totals due to rounding.

### Amounts Vetoed by the Governor

The Governor vetoed a total of \$786 million from the spending plan approved by the Legislature. This amount, which represents 2.5 percent of total expenditures contemplated by the Budget Bill, included:

- \$725 million appropriated from the General Fund (2.8 percent of approved expenditures);
- \$55 million appropriated from special funds (1.2 percent); and
- \$6 million appropriated from selected bond funds (0.5 percent).

In addition, the Governor reduced appropriations of federal funds by \$32 million, or (0.2 percent), and appropriations from nongovernmental cost funds by \$18 million (0.2 percent). Thus, total reductions made by the Governor in signing the 1984-85 Budget Bill amounted to \$836 million.

Among the more significant changes made by the Governor in acting on the Budget Bill are the following:

#### **General Government**

- Legislature--Reduced appropriations by \$37.0 million (General Fund) at the request of both the Senate and Assembly leadership following Proposition 24's approval by the voters.
- California Public Broadcasting Commission--Eliminated all funding for the commission, (\$4.0 million General Fund).
- Commission on Industrial Innovation--Eliminated all support for the commission (\$0.2 million General Fund).
- Augmentation for Employee Compensation--Vetoed \$57.1 million (\$27.1 million General Fund) appropriated for "comparable worth" pay adjustments, and \$11.2 million (\$6.0 million General Fund) appropriated for other special pay adjustments.

## Resources

- Water Resources Control Board--Reduced appropriations by \$2.5 million (\$510,000 General Fund), and 78.9 positions, primarily to eliminate staff for (1) the update and revision of waste discharge orders and (2) increased enforcement, inspection and cleanup activities at hazardous waste sites.
- Energy Commission--Reduced by \$1.1 million and 8.1 personnel-years the appropriations supporting the establishment and revision of energy conservation standards for buildings.

## Health

- Preventive Health Programs--Reduced discretionary cost-of-living adjustments (COLAs) from 5.4 percent to 3.0 percent, (\$21 million General Fund); vetoed a legislative augmentation of \$30 million for medically indigent services; and, vetoed other augmentations totaling \$19 million.
- Medi-Cal--Reduced discretionary COLAs from 5.4 percent to 3.0 percent, for a total reduction of \$12.5 million (\$5.7 million General Fund).
- Mental Health--Vetoed an augmentation of \$10.5 million for community residential treatment services.

## Welfare and Employment

- Office of Economic Opportunity--Eliminated \$2.8 million in Petroleum Violation Escrow Account funds targeted for energy assistance to low-income households.
- Employment Development Department (EDD)--Eliminated \$1.5 million from the EDD contingent fund targeted for child care and

transportation expenses of Job Training Partnership Act (JTPA) trainees.

- Department of Social Services--Reduced the appropriation for child welfare services (SB 14) by \$20.5 million; eliminated \$9.8 million appropriated to cover the cost of moving forward the beginning date of aid for the AFDC program; and reduced the appropriation for various welfare COLAs by \$22.1 million.

#### **Criminal Justice**

- State Public Defender--Reduced the office staff by 74 positions and vetoed \$3 million (General Fund).
- County Public Defenders--Eliminated assistance to county public defenders (\$0.8 million General Fund).

#### **K-12 Education**

- Special Education--Reduced the appropriation for the special education program serving handicapped students by \$110 million (General Fund).
- School Construction--Eliminated \$100 million (General Fund) appropriated on a contingency basis for school construction.
- Cost-of-Living Adjustments--Reduced COLAs for various education programs from 5.9 percent to 3.0 percent, for a total reduction of \$28.9 million.
- Public Library Foundation Program--Reduced by \$15.9 million the appropriation for grants-in-aid to local public libraries.
- Education Technology Program--Reduced by \$15 million an augmentation for increased funding of the Computer Education Act of 1983.



### **Postsecondary Education**

- University of California--Vetoed \$64.8 million (General Fund) appropriated on a contingency basis for the University of California Retirement System; vetoed legislative augmentation for "comparable worth" pay adjustments (\$10.8 million General Fund).
- California State University--Vetoed various augmentations for a total General Fund reduction of \$19.8 million.
- California Community Colleges--Eliminated enrollment growth funding and reduced the COLA for apportionments from the legislatively authorized level of 13.5 percent to 11.0 percent (\$39.3 General Fund); deleted funding for the proposed matriculation program (\$10 million General Fund).

### **Capital Outlay**

- Department of General Services--Eliminated funding for a new Sacramento parking garage (\$5.9 million special funds).
- Department of Parks and Recreation--Deleted \$6 million appropriated for the Cascade Ranch acquisition in San Mateo County; deleted \$9 million appropriated for acquisition in the Santa Monica Mountains area.

### **Further Changes to the Budget Proposed by the Governor**

In reducing various appropriations made by the Legislature in the Budget Act, the Governor indicated that he has "set aside" funds totaling \$64.8 million which he proposes be used to restore the base contribution to the University of California Retirement System (UCRS).

Fiscal Effect of Local Government Financing Legislation

Just after the start of the 1984-85 fiscal year, the Legislature passed two local government financing bills AB 1849 and SB 749. The fiscal effect of this legislation, relative to current law, is to decrease revenues by \$210 million, and to increase expenditures by \$253 million.

< 463 net effect >

Table 2  
The 1984 Budget Act

Total Expenditures  
1982-83 through 1984-85  
(dollars in millions)<sup>a</sup>

Fund	1982-83 Actual <sup>b</sup>	1983-84 Estimated <sup>c</sup>	1984-85 Enacted <sup>d</sup>	Change From 1983-84	
				Amount	Percent
General Fund	\$21,755	\$22,605 <sup>e</sup>	\$25,324	\$2,719	12.0%
Special funds	<u>3,180</u>	<u>3,769</u>	<u>4,734</u>	<u>965</u>	25.6
Budget Expenditures	\$24,935	\$26,374	\$30,058	\$3,684	14.0%
Selected bond funds	<u>\$399</u>	<u>\$824</u>	<u>\$1,097</u>	<u>\$273</u>	<u>33.1%</u>
State Expenditures	\$25,334	\$27,198	\$31,155	\$3,957	14.6%
Federal funds	<u>\$12,255</u>	<u>\$13,656</u>	<u>\$13,331</u>	<u>-\$325</u>	<u>-2.4%</u>
Governmental Expenditures	\$37,588	\$40,854	\$44,486	\$3,632	8.9%
Nongovernmental cost funds	<u>\$6,696</u>	<u>\$8,378</u>	<u>\$8,209</u>	<u>-\$169</u>	<u>-2.0%</u>
TOTALS	\$44,284	\$49,232	\$52,695	\$3,463	7.0%

a. Details may not add to totals due to rounding.

b. Source: State Controller.

c. Department of Finance's estimates as of May 1984.

d. Reflects the enactment of the local government financing bills, AB 1849 and SB 749.

e. This figure differs from the Department of Finance's estimate because it correctly reflects (1) the impact of not funding the stray-cat mandate, and (2) the \$39 million included in the 1983-84 deficiency bill (AB 3073) for the special education deficiency (the department shows this amount as a "set aside" in 1984-85).

## TOTAL EXPENDITURES

Table 2 shows the level of state expenditures approved for 1984-85 and compares it to the level of expenditures in 1982-83 and 1983-84. PART TWO of this report lists the amount appropriated under each individual item in the Budget Act.

Total state expenditures authorized for 1984-85, including expenditures from the General Fund, special funds and selected bond funds, amount to \$31,155 million. This is:

- \$711 million more than the amount proposed by the Governor, and
- \$3,957 million more than the estimated level of expenditures in 1983-84.

The table also shows that General Fund expenditures for 1984-85 amount to \$25,324 million. This is:

- \$467 million more than the amount proposed by the Governor, and
- \$2,719 million (or 12.0 percent) more than the estimated level of General Fund expenditures in 1983-84.

### Historical Perspective on General Fund Expenditures

To put this year's budget in perspective, it is useful to compare the level of expenditures authorized for 1984-85 with the level of expenditures in recent years.

**State spending in "current" and "real" dollars.** Spending levels can be compared using both "current" and "real" dollars. "Current" dollars make no allowance for the effects of inflation on purchasing power. In contrast, "real" dollars represent current dollars adjusted to remove the effects of inflation. The use of "real" dollars provides the best means of measuring the true growth in spending.

Table 3  
The 1984 Budget Act

Trends in General Fund Expenditures  
1975-76 through 1984-85  
(dollars in millions)

	<u>Total Expenditures</u>				<u>Per Capita Expenditures</u>			
	<u>Current Dollars<sup>a</sup></u>		<u>1975 Dollars<sup>b</sup></u>		<u>Current Dollars<sup>a</sup></u>		<u>1975 Dollars<sup>b</sup></u>	
	<u>Amount</u>	<u>Change</u>	<u>Amount</u>	<u>Change</u>	<u>Amount</u>	<u>Change</u>	<u>Amount</u>	<u>Change</u>
1975-76	\$9,517	--	\$9,517	--	\$442	--	\$442	--
1976-77	10,488	10.2%	9,840	3.4%	478	8.1%	449	1.6%
1977-78	11,708	11.6	10,226	3.9	524	9.6	458	2.0
1978-79	16,272	39.0	13,120	28.3	712	35.9	574	25.3
1979-80	18,568	14.1	13,647	4.0	798	12.1	587	2.3
1980-81	21,066	13.5	14,134	3.6	886	11.0	595	1.4
1981-82	21,695	3.0	13,503	-4.5	896	1.1	558	-6.2
1982-83	21,755	0.3	12,695	-6.0	883	-1.5	515	-7.7
1983-84 <sup>c</sup>	22,605	3.9	12,442	-2.0	899	1.8	495	-3.9
(est.)								
1984-85 <sup>d</sup>	25,324	12.0	13,123	5.5	990	10.1	513	3.6
(enacted)								

a. Source: State Controller.

b. "1975 Dollars" equal current dollars deflated by the change in the Gross National Product implicit price deflator for state and local purchases of goods and services since 1975-76.

c. Source: 1984 May Revision and 1984 Budget Act.

d. Reflects the enactment of the local government financing bills, AB 1849 and SB 749.

Table 3 shows General Fund spending from 1975-76 through 1984-85 in both current and real dollars. In terms of current dollars, General Fund expenditures in 1984-85 will exceed 1983-84 expenditures by 12.0 percent. This increase resulted primarily from the large increases in funding provided for K-12 education and postsecondary education.

When expenditures are adjusted for inflation and expressed in real terms, however, the size of the increase is cut in half. Table 3 shows that using 1975-76 as the base year, real expenditures in 1984-85 will increase by 5.5 percent over the 1983-84 level. This increase leaves real expenditures just slightly above the 1978-89 level.

**Per capita spending.** Another method that can be used to compare trends in General Fund expenditures is to examine spending on a per capita basis. In 1975-76, the state spent from the General Fund approximately \$442 per Californian. In current dollars, the approved 1984-85 budget provides for expenditures totaling approximately \$990 per citizen, 124 percent more than the 1975-76 level. When per capita General Fund expenditures are adjusted for inflation, however, the level drops to \$513 per citizen, or 16 percent more than it was in 1975-76.

#### **Total Expenditures, by Function**

Table 4 shows the distribution of budget expenditures among the three major spending categories--state operations, capital outlay, and local assistance--for 1982-83, 1983-84, and 1984-85. As the table shows spending for local assistance accounts for the largest portion--72 percent--of total state expenditures.

Table 4  
The 1984 Budget Act

General Fund, Special Fund, and Bond Fund Expenditures,  
by Function  
1982-83 through 1984-85  
(dollars in millions)<sup>a</sup>

	1982-83 Actual <sup>b</sup>	1983-84 Estimated <sup>c</sup>	1984-85 Enacted <sup>d</sup>	Change From 1983-84	
				Amount	Percent
<u>General Fund:</u>					
State Operations	\$4,485	\$4,729	\$5,571	\$842	17.8%
Local Assistance	17,181	17,874	19,591 <sup>f</sup>	1,717	9.6
Capital Outlay	-1 <sup>e</sup>	1	--	-1	-75.0
Unclassified	90	--	162	162	NMF
SUBTOTALS	\$21,755	\$22,605	\$25,324	\$2,719	12.0%
<u>Special Funds:</u>					
State Operations	\$1,574	1,859	2,003	144	7.8%
Local Assistance	1,382	1,630	2,293	663	40.7
Capital Outlay	216	269	432	163	60.6
Unclassified	8	12	6	-6	-50.0
SUBTOTALS	\$3,180	\$3,769	\$4,734	\$965	25.6%
<u>Selected Bond Funds:</u>					
State Operations	\$9	\$9	\$8	-\$1	-11.1%
Local Assistance	260	297	575	278	93.6
Capital Outlay	130	519	514	-5	-1.0
Unclassified	--	--	--	--	--
SUBTOTALS	\$399	\$824	\$1,097	\$273	33.1%
<u>STATE EXPENDITURES:</u>					
State Operations	\$6,068	6,597	7,582	985	14.9
Local Assistance	18,823	19,801	22,459	2,658	13.4
Capital Outlay	345	789	946	157	19.9
Unclassified	98	12	168	156	-- <sup>g</sup>
TOTALS	\$25,334	\$27,198	\$31,155	\$3,957	14.6%

a. Details may not add to totals due to rounding.

b. Source: State Controller.

c. Source: 1984 May Revision and 1984 Budget Act.

d. Reflects the enactment of the local government financing bills, AB 1849 and SB 794.

e. Reflects the return to the General Fund of \$831,000 that was previously transferred to the Architectural Revolving Fund.

f. Includes \$250,000.

g. Percentage change exceeds 100 percent.

NMF: No meaningful figure.

### Total Expenditures, by Program

Table 5 illustrates how state General Fund spending is distributed among individual program areas. Spending in the K-12 education area accounts for the largest percentage of total state General Fund expenditures--just over 39 percent. Health and welfare programs account for the second largest percentage of General Fund expenditures (31 percent), followed by postsecondary higher education (15 percent), and property tax relief (3 percent).

The table also shows that the programs receiving the largest dollar increases in General Fund support during 1984-85 are K-12 education, postsecondary education, Aid to Families with Dependent Children, and criminal justice. K-12 education (including contributions to the State Teachers' Retirement System) will receive \$1.3 billion more in 1984-85 than the amount spent in this program area during 1983-84, while postsecondary education will receive an increase of just over \$500 million. Tables 6 through 8 show how total funding for K-12 and postsecondary education programs (including funding from sources other than the General Fund) has increased. Table 9 displays what the increases in the cash grant assistance programs have meant for the individual recipient of the welfare benefits.

**K-12 Education.** As Table 6 shows, the budget provides for a total of \$15.6 billion in funding for K-12 education in 1984-85. This is an increase of \$1,872 million, or nearly 14 percent, over what was provided in 1983-84. In terms of the amount spent per unit of "average daily attendance" (ADA), the 1984-85 funding level provides \$3,590, which is an increase of nearly 12 percent from the 1983-84 level. Table 7 puts these



Table 5  
The 1984 Budget Act

General Fund Expenditures, by Program  
1982-83 through 1984-85  
(dollars in millions)<sup>a</sup>

Program	1982-83 Estimated	1983-84 Estimated	1984-85, Enacted <sup>b</sup>	Change From 1983-84	
				Amount	Percent
<u>Health and Welfare:</u>					
Medi-Cal	\$2,567.0	\$1,976.4	\$1,930.4	-\$46.0	-2.3%
County health	426.2	845.1	877.3	32.2	3.8
SSI/SSP grants	1,140.5	1,120.0	1,196.6	76.6	6.8
AFDC grants	1,367.3	1,489.5	1,629.3	139.8	9.4
Mental health	563.8	556.4	619.4	63.0	11.3
Developmental Services	542.7	576.3	644.8	68.5	11.9
Special Social Services	154.1	156.1	212.3	56.2	36.0
L.A. County Med. Asst. Prg.	--	--	200.0	200.0	NMF
Other, health/welfare	525.3	539.4	588.6	49.2	9.1
SUBTOTALS	\$7,286.8	\$7,259.2	\$7,898.7	\$639.6	8.8%
<u>Education:</u>					
K-12	\$7,578.1	\$8,614.8	\$9,348.3	\$733.5	8.5%
State Teachers' Retirement	235.5	61.5	585.0	523.5	-- <sup>c</sup>
Univ. of California	1,125.4	1,110.0	1,373.7	263.7	23.8
California State Univ.	907.3	948.0	1,152.4	204.4	21.6
CA Community Colleges	1,058.7	1,067.3	1,100.0	32.7	3.1
Other, Postsecondary	92.2	94.2	107.3	13.1	13.9
SUBTOTALS	\$10,997.2	\$11,895.8	\$13,666.7	\$1,770.9	14.9%
<u>Other Programs:</u>					
Criminal Justice Resources	\$823.5	\$961.5	\$1,096.8	\$135.3	14.1%
Business, Transportation, and Housing	300.3	290.2	344.3	54.1	18.6
Tax relief	47.7	40.2	46.7	6.5	16.2
Employee compensation (civil service)	1,346.7	1,092.7	847.8	-244.9	-22.4
Debt service	49.2	121.4	220.3	98.9	NMF
Capital Outlay	262.0	318.6	386.1	67.5	21.2
Unallocated	-0.8 <sup>d</sup>	1.1	0.3	-0.9	-77.3
All other	--	--	162.0	162.0	NMF
	642.5	624.3	654.3	30.0	4.8
SUBTOTALS	\$3,471.1	\$3,450.0	\$3,758.6	\$308.6	8.9%
TOTALS	\$21,755.1	\$22,605.0	\$25,324.0	\$2,719.0	12.0%

a. Details may not add to totals due to rounding.

b. Reflects the enactment of the local government financing bills, AB 1849 and SB 749.

c. Percentage change exceeds 100 percent.

d. Reflects the return to the General Fund of \$831,000 that was transferred previously to the Architectural Revolving Fund.

NMF: No meaningful figure.

Table 6  
The 1984 Budget Act

Total Revenues for K-12 Education  
(dollars in millions)

	<u>Estimated 1983-84</u>	<u>1984-85</u>		<u>Budget Act Versus 1983-84</u>		<u>Budget Act Versus Governor's Budget</u>	
		<u>Proposed by Governor</u>	<u>Budget as Enacted<sup>a</sup></u>	<u>Amount</u>	<u>Percent</u>	<u>Amount</u>	<u>Percent</u>
<u>State:</u>							
General Fund	\$8,676.3	\$9,556.3 <sup>a</sup>	\$9,933.3 <sup>b,c</sup>	\$1,257.0	14.5%	\$377.0	3.9%
Special funds	77.5	77.5	79.6	2.1	2.7	2.1	2.7
SUBTOTALS, State	\$8,753.8	\$9,633.8	\$10,012.9	\$1,259.1	14.4%	\$379.1	3.9%
<u>Local:</u>							
Property Tax Levies	2,549.1	3,031.4	3,006.4	457.3	17.9	-25.0	-0.8
SUBTOTALS, State and Local	\$11,302.9	\$12,665.2	\$13,019.3	\$1,716.4	15.2%	\$354.1	2.8%
<u>Other:</u>							
Federal	\$1,002.2	\$998.3	\$1,082.6	\$80.4	8.0%	\$84.3	8.4%
State Capital Outlay	195.0	280.0	280.0	85.0	43.6	--	--
Local Debt Service	439.9	429.8	429.8	-10.1	-2.3	--	--
Local Misc. Revenues	792.1	792.1	792.1	--	--	--	--
SUBTOTALS, Other	\$2,429.2	\$2,500.2	\$2,584.5	-\$155.3	-6.4%	\$84.3	3.3%
TOTALS	\$13,732.1	\$15,165.4	\$15,603.8	\$1,871.7	13.6%	\$438.4	2.9%

- a. Reflects the enactment of the Local government financing bills, AB 1849 and SB 794.  
b. Includes \$37.2 million for supplemental summer school, provided by AB 2224 (Ch 97/84).  
c. Does not include \$5 million of \$30 million appropriated as a contingency against lower-than-anticipated supplemental roll revenues.

Table 7  
The 1984 Budget Act

Trends in Total Revenues for K-12 Education  
1975-76 through 1984-85

	Total Funding (millions)	ADA	Total Funding Per ADA			
			Current Dollars		1975-76 Dollars	
			Amount	Percent Change	Amount	Percent Change
1975-76	\$7,587.9	4,760,966	\$1,650	7.8%	\$1,650	--
1976-77	8,654.7	4,718,800	1,834	11.2	1,720	4.2%
1977-78	9,516.6	4,652,486	2,045	11.5	1,786	3.8
1978-79	9,425.6	4,271,181	2,207	7.9	1,779	-0.4
1979-80	10,981.6	4,206,150	2,611	18.3	1,919	7.9
1980-81	11,732.8	4,214,089	2,784	6.6	1,868	-2.7
1981-82	11,929.8	4,200,678	2,840	2.0	1,768	-5.4
1982-83	12,593.1	4,230,065	2,977	4.8	1,737	-1.8
1983-84 (estimated)	13,732.1	4,280,719	3,208	7.8	1,766	1.7
1984-85 (as enacted)	15,603.8	4,346,948	3,590	11.9	1,860	5.3

increases into an historical perspective. It shows that in 1984-85, K-12 schools will receive an increase that, in percentage terms, is the largest since 1979-80. In terms of purchasing power, 1984-85 will be the second year in a row that schools will receive an increase per ADA.

Of the total amount that will be available for K-12 education in 1984-85, \$9,933 million will come from the state's General Fund. This is an increase of \$1,257 million, or 14.5 percent, over the amount provided in 1983-84. Second-year funding of the major education reforms enacted in 1983-84 by Ch 498/83 (SB 813) accounts for much of the increase. The largest single component, however, accounting for over two-fifths of the increase, (\$524 million), is the larger state contribution to the State Teachers' Retirement System (STRS). Of this amount, \$211 million represents the statutorily required contribution for 1983-84 that was vetoed by the Governor from the 1983 Budget Act.

**Postsecondary Education.** As Table 8 shows, the budget provides \$3.9 billion in state funds to support the various segments of postsecondary education. This is an increase of just over \$500 million, or 15 percent, above the amount provided in 1983-84. Among the three major segments of postsecondary education, the University of California (UC), and the California State University (CSU) will receive the largest percentage increases--22 percent and 20 percent, respectively. In contrast, the California Community Colleges will receive a General Fund increase of 2.7 percent over the 1983-84 level. Taking into account other sources of revenues, however, the amount available for expenditure by the community colleges will increase by 11 percent in 1984-85.

Table 8  
The 1984 Budget Act

Total State Aid to Postsecondary Education

	1983-84 Estimated	1984-85		Budget Act Versus 1983-84		Budget Act Versus Governor's Budget	
		Governor's Budget	Budget Act	Amount	Percent	Amount	Percent
<u>Support Budget:</u> (dollars in thousands)							
University of California	\$1,124,592	\$1,453,638	\$1,374,738	\$250,146	22.2%	-\$78,900	-5.4%
California State University	1,003,116	1,206,928	1,205,244	202,128	20.2	-1,684	-0.1
California Community Colleges	1,072,781	1,032,063	1,101,482	28,701	2.7	69,419	6.7
Other Postsecondary	<u>178,434</u>	<u>205,852</u>	<u>206,197</u>	<u>27,763</u>	<u>15.6</u>	<u>345</u>	<u>0.2</u>
TOTAL, Support	\$3,378,923	\$3,898,481	\$3,887,661	\$508,738	15.1%	-\$10,820	-0.3%
<u>Capital Outlay Budget:</u> (dollars in thousands)							
University of California	\$7,147	\$109,596	\$110,394	\$103,247	14.4%	798	0.7%
California State University	11,274	27,767	25,264	13,990	-- <sup>b</sup>	-2,503	-9.0
California Community Colleges	7,449	262	24,997	17,548	-- <sup>b</sup>	24,735	-- <sup>b</sup>
Other Postsecondary	--	655	664	664	NMF	9	1.4
TOTALS, Capital Outlay	\$25,870	\$138,280	\$161,319	\$135,449	-- <sup>b</sup>	\$23,039	16.7%
<u>Student Fee Assumptions:</u> (Fee per academic year)							
University of California:							
Graduate Students	\$1,434	\$1,364	\$1,364	-\$70	-4.9%	--	--
Undergraduates	1,387	1,317	1,317	-70	-5.0	--	--
California State University:							
Graduate Students	\$728	\$686	\$686	-\$42	-5.8%	--	--
Undergraduates	692	650	650	-42	-6.1	--	--
California Community Colleges	--	\$100	\$100	\$100	--	--	--

a. The 1983-84 amounts reflect 1983-84 appropriations.

b. Percentage change exceeds 100 percent.

NMF: No meaningful figure.

The table also shows that in 1984-85, UC and CSU students will pay lower fees than in the prior year, while community college students will, for the first time, pay a mandatory fee.

**AFDC and SSI/SSP Grants.** As Table 9 shows, the 1984 Budget provides almost \$300 million (all funds) for cost-of-living increases to recipients under the Aid to Families with Dependent Children (AFDC) and Supplemental Security Income/State Supplementary Payment (SSI/SSP) programs. In 1984-85, the maximum cash grant will increase under both programs by 5.6 percent.

Table 9  
The 1984 Budget Act

**Change in Welfare Benefits** ←

<u>Change in Maximum Benefits</u>	<u>1983-84</u>	<u>1984-85</u>	<u>Change</u>	
			<u>Amount</u>	<u>Percent</u>
<b>AFDC:</b>				
Family of two	\$424	\$448	\$24	5.7% <sup>a</sup>
Family of three	526	555	29	5.5 <sup>a</sup>
Family of four	625	660	35	5.6
<b>SSI/SSP:</b>				
	<u>Jan 84</u>	<u>Jan 85</u>	<u>1/85 over 1/84</u>	
			<u>Amount</u>	<u>Percent</u>
Blind individual	\$535	\$565	\$30	5.6%
Aged/disabled individual	477	504	27	5.7 <sup>a</sup>
Aged/disabled couple	886	936	50	5.6
<u>Cost of COLA Over Current Year</u>	<u>General Fund</u>	<u>County Funds</u>	<u>Federal Funds</u>	<u>Total</u>
		<u>(in millions)</u>		
AFDC	\$85.8	\$11.6	\$98.4	\$195.8
SSI/SSP	100.0	--	0.4	100.4

a. Actual percent increase differs from 5.6 due to rounding.

### General Fund Cost-of-Living Adjustments

The 1984 Budget Act provides almost \$1.5 billion from the General Fund for cost-of-living increases (COLAs). These increases range from 2 percent to 11 percent. As Table 10 shows, the largest dollar increases are for K-12 education. The budget provides for a 5.9 percent increase in apportionments and either a 3.0 percent or a 5.9 percent increase for most categorical programs. The cost of these increases totals \$643 million. The budget also contains \$439 million for employee compensation increases. This will fund increases of approximately 10 percent for civil service employees, and increases for employees of the University of California and California State University ranging from 10.3 percent to 11 percent. Both Supplemental Security Income/State Supplementary Payment (SSI/SSP) and Aid to Families with Dependent Children (AFDC) recipients will receive a 5.6 percent increase in their benefits, at a total cost to the General Fund of over \$185 million.

Table 10  
The 1984 Budget Act

General Fund  
Cost-of-Living Adjustments  
(dollars in thousands)

<u>Program</u>	<u>Statutory COLA</u>	<u>Increase Provided in 1984-85</u>	
		<u>Percent</u>	<u>Amount</u>
<u>HEALTH AND WELFARE</u>			
<u>Alcohol and Drug Realignment</u>	--	3.0%	\$1,849
<u>Health Services</u>			
County Health (AB 8)	4.2%	4.2	15,489
Medically Indigent Services	--	3.0	14,328
Public Health	--	3.0	2,499
<u>Medi-Cal</u>			
Contract Hospitals	--	--	--
Noncontract Hospitals (including PHPs and RHF)	10.4	10.4	9,073
PHPs, CDS, and RHF (non-hospital services)	5.0	3.0	8,296 <sup>a</sup>
Long-term Care Facilities (including state hospitals)	6.5	6.0	37,577
<u>Providers, all others</u>			
Not Affected by AB 799 reductions	--	3.0	3,834
Affected by AB 799 reductions	--	7.6 <sup>b</sup>	11,106
Beneficiary ("Spin-off")	5.6	5.6	15,734
Drug Ingredients	7.5	7.5	3,203
County Administration	--	3.0	960
<u>Developmental Services</u>			
Regional Centers	--	3.0 <sup>c</sup>	8,050
State Hospital Education Programs	--	3.0	126
<u>Local Mental Health Programs</u>	--	3.0	9,516
<u>Social Services</u>			
SSI/SSP	5.6	5.6	99,951
AFDC	5.6	5.6	85,835
IHSS--Statutory	5.6	5.6	877
IHSS--Nonstatutory	--	3.0	8,414
Community Care Licensing--Local Assistance	--	3.0	260
County Administration	--	3.0	3,417
Social Services--Other	--	3.0	5,825
<u>Department of Rehabilitation</u>	--	3.0	1,573
SUBTOTAL, Health and Welfare Programs			\$347,792



<u>Program</u>	<u>Statutory COLA</u>	<u>Increase Provided in 1984-85</u>	
		<u>Percent</u>	<u>Amount</u>
<b>YOUTH AUTHORITY</b>			
<u>County Justice System</u>		2.0%	\$1,256
<b>K-12 EDUCATION</b>			
<u>Statutory:</u>			
<u>Apportionments:</u>			
District Revenue Limits <sup>d</sup>	6.1%	5.9	491,665
Necessary Small Schools <sup>e</sup>	6.1	5.9	3,134
Meals for Needy Pupils	6.0	5.9	1,213
Adult Education	6.0	5.9	13,279
K-12 County Offices of Education <sup>e</sup>	6.1	5.9	9,403
Summer School	6.1	5.9	1,157
Supplemental Summer School	6.1	5.9	1,104
Child Nutrition	4.5	5.9	1,581
Gifted and Talented	6.0	5.9	1,052
Instructional Materials (K-8)	3.2	5.9	3,479
Master Plan for Special Education	6.1	5.9	73,105
<u>Nonstatutory:</u>			
<u>Apportionments:</u>			
Small School District Transportation	--	3.0	557
Apprentice Programs	--	5.9	190
Transportation	--	3.0	8,060
Regional Occupational Centers/Programs	--	5.9	9,978
Adults in Correctional Facilities	--	5.9	75
Foster Youth Services	--	3.0	23
Instructional Materials (9-12)	--	5.9	1,068
School Improvement	--	3.0	5,174
Economic Impact Aid	--	3.0	5,461
Miller-Unruh Reading	--	5.9	1,013
Native American Indian	--	3.0	10
Demonstration Programs in Reading and Math	--	5.9	222
Staff Development	--	3.0	325
Tenth Grade Counseling	--	--	--
Education Technology	--	3.0	35
Indian Education Centers	--	3.0	24
Child Care Program	--	3.0	6,939
Preschool	--	3.0	965
Division of Libraries	--	3.0	210
Urban Impact Aid	--	3.0	1,844
Meade Aid	--	3.0	289
<b>SUBTOTAL, K-12 Education</b>			<b>\$642,634</b>

<u>Program</u>	<u>Statutory COLA</u>	<u>Increase Provided in 1984-85</u>	
		<u>Percent</u>	<u>Amount</u>
<b>POSTSECONDARY EDUCATION</b>			
<u>California Community Colleges.</u>			
Apportionments	6.1 <sup>f</sup>	1.9 <sup>g</sup>	19,620
Handicapped Student Services	--	3.0	656
EOPS	--	3.0	741
Apprenticeship Allowance <sup>h</sup>	--	3.0	298
Instructional Improvement	--	3.0	23
Academic Senate	--	3.0	2
<u>Student Aid Commission</u>	--	10.1	7,750
<u>CSU-EOPS</u>	--	3.0	<u>207</u>
SUBTOTAL, Postsecondary Education			\$29,297
<b>ALL OTHERS</b>			
<u>State Contributions to STRS</u>	5.5	5.5	11,500
<u>Employee Compensation:</u>			
Civil Service and Related	--	(10.0)	220,331
University of California	--	(11.0)	115,470
California State University	--	(10.3)	101,861
Hastings College of the Law	--	(11.0)	<u>862</u>
SUBTOTAL, All Others			<u>450,024</u>
TOTAL			\$1,471,003

- a. CDS received rate adjustments totalling \$6,127,000 or approximately 11 percent, to partially restore reductions enacted by the 1982 Medi-Cal reforms (AB 799).
- b. Includes a 2.0 percent 1984-85 rate increase and a 5.6 percent rate adjustment to restore one-half of the 10 percent rate reductions mandated by the 1982 Medi-Cal reform measures. Rates for clinical laboratories, which were reduced by 25 percent in 1982-83, also have been adjusted by 5.6 percent.
- c. Regional center personal services and out-of-home care received higher increases.
- d. K-12 district COLA is based on the percentage change in the Implicit Price Deflator for State and Local Government Purchases of Goods and Services for the 12-month period ending in the third quarter of 1983-84, per Ch 97/84.
- e. COLAs for these programs are tied to the percentage COLA provided to unified school districts.
- f. Per Ch 565/83 (SB 851) and Ch 1xx/84 (AB 1xx).
- g. The General Fund portion of the COLA; the overall increase will be 10 percent, with the balance of funds coming from property taxes and student fee revenues.
- h. Included in apportionment base by the Department of Finance.

Summary of Major Expenditure Changes from 1983-84

PART TWO of this report compares the appropriation for each individual item in the 1984 Budget Act to the estimated amount spent under these items in 1983-84. Table 11 highlights the major expenditure changes from 1983-84.

Table 11  
The 1984 Budget Act

Major Expenditure Changes from 1983-84  
(in millions)

<u>Program Area</u>	<u>Expenditures Change</u> <u>From 1983-84</u>	
	<u>General Fund</u>	<u>Special Funds</u>
GENERAL GOVERNMENT		
<u>Legislature--Proposition 24 reduction</u>	-\$37.0	--
<u>Employee Compensation</u>	220.3	\$122.5
<u>Tax Relief</u>	-244.9	--
BUSINESS AND TRANSPORTATION		
<u>Department of Transportation</u>		
-Highway capital outlay	--	67.2
-Highway operations and engineering	--	47.8
<u>Department of Economic and Business Development</u>		
-New tourism and business marketing programs	3.5	--
RESOURCES		
<u>Department of Water Resources</u>		
-Local Flood Control Subventions	11.7	--
<u>Water Resources Control Board</u>		
-Tijuana River Cleanup	5.5	--
-Increased inspection and enforcement staff	--	1.0
-Implementation of Underground Tank Regulation and Cleanup Program	1.7	0.7

Program Area	Expenditures Change From 1983-84	
	General Fund	Special Funds
<u>Air Resources Board</u>		
Acid Deposition Research and Monitoring	--	\$2.0
<u>Energy Commission</u>		
Energy Conservation Loans	--	6.5
<u>Department of Parks and Recreation</u>		
-Roberti-Z'berg Urban Open Space and Recreation Grants	--	19.1
-Off-Highway Vehicle Recreation Grants	--	-7.5
-Other local grants from Park Bond Funds	--	-14.2
HEALTH		
-Local mental health programs	\$35.0	--
-Providers of residential care and day program for developmentally disabled persons	17.6	--
-Rate increases to Medi-Cal providers	73.1	--
-Cost-of-living adjustments for preventive health services	32.3	--
WELFARE AND EMPLOYMENT		
-AFDC cash grants	139.8	--
-SSI/SSP cash grants	76.6	--
-Social services programs	56.3	--
-Work Activity Program	12.7	--
CRIMINAL JUSTICE		
<u>Department of Corrections</u>		
-Staff and operating expenses for new prisons and camps	42.1	--
<u>Board of Corrections</u>		
-Increased county jail construction expenditure authority	--	227.3
K-12 EDUCATION		
-5.9 percent COLA for programs with statutory COLAs (including revenue limits) and 3.0 percent COLA for other programs	642.6	--
-"Full funding" for SB 813 programs (excludes COLAs)	552.0	--
-Contributions to State Teachers' Retirement Fund (includes restoration of 1983-84 contributions)	521.1	--
-School construction funding		85.0

<u>Program Area</u>	Expenditures Change From 1983-84	
	<u>General Fund</u>	<u>Special Funds</u>
<b>POSTSECONDARY EDUCATION</b>		
<u>University of California:</u>		
-An 11.0 percent increase in employee compensation	\$115.5	--
-Instructional equipment	12.3	--
-Deferred maintenance	10.5	--
-Reduced student fees	11.1	--
<u>California State University:</u>		
-A 10.3 percent increase in employee compensation	101.9	--
-Instructional equipment	11.9	--
-Deferred maintenance	10.7	--
-Reduced student fees	11.9	--
<u>California Community Colleges:</u>		
-Apportionments to local districts	19.6	--
<u>Student Aid Commission:</u>		
-Purchase of defaulted loans	--	\$11.0

## THE 1984 TRAILER BILL

The 1984 Budget Act was accompanied through the legislative process by the so-called "budget trailer bill" (SB 1379). The trailer bill makes the statutory changes necessary to implement the Budget Act.

The majority of the changes made by the 1984 trailer bill are technical and do not represent significant law changes. Among the more significant statutory changes that are made by the trailer bill are those changes that:

- Increase the number of new Cal Grant Awards from 23,062 to 25,320 per fiscal year.
- Delete the requirement that funds in the Special Account for Capital Outlay (SAFCO) be transferred to the General Fund to replace General Fund revenues not collected due to state energy conservation tax credits. In 1984-85, this will result in a General Fund revenue loss of \$42 million.
- Authorize the use of external short term borrowing to meet the monthly cash needs of the General Fund. Use of this newly authorized borrowing could result in major revenue gains to the General Fund.

↓  
DOF as of July estimates  
+68 million

was not included in budget anyway, as no revenue A

Table 12  
The 1984 Budget Act

Actions Affecting General Fund Revenues  
(in millions)

REVENUES PRIOR TO LEGISLATIVE ACTION

REVENUE CHANGES MADE BY THE LEGISLATURE

One-time revenues:

Tidelands Oil transfer			
ERF to SAFCO transfer			<del>25</del>
Driver Training Penalty Assessment Fund transfer	14	12	<del>7</del>
Public Employees' Contingency Reserve Fund transfer		8	
Delinquent sales tax collection increase		2	
Abandoned Railroad Account transfer		<del>2</del>	
Energy Conservation Assistant Act Account transfer	6	-4	
Energy Resource Program Account transfer	4	4	
Gasohol tax exemption repeal		5	
			<hr/>
SUBTOTAL, One-Time Legislative Changes	29	61	

Ongoing revenues:

Energy tax credit reimbursement		- 42
Vehicle License Fee		<del>-210</del>
SUBTOTAL, Ongoing Legislative Changes		<hr/> -\$252

REVENUES VETOED BY THE GOVERNOR

One-time revenues:

Tidelands Oil transfer		-25
ERF to SAFCO transfer		<del>-7</del>
Delinquent sales tax collection increase		<del>-2</del>
Abandoned Railroad Account transfer		<del>-2</del>
		<hr/>
SUBTOTAL, Governor's Vetoes		<hr/> <hr/> -36

TOTAL, Current-Law Revenues \$25,831

a. This amount differs from that shown in the Governor's 1984 Budget.

*It is a "back-in" number, since budget figure already assumed such things as the -42, -210, ...*

GENERAL FUND REVENUES

See report on  
1983 Budget Act  
Aug 6, 80  
359  
+ 47  
406 (unit cases)

+ 50 olympics  
+ 25 not one-time  
+ 32 unit cases  
107 (pg. 28)

The overall condition of the General Fund depends upon both expenditures and revenues. In 1984-85, General Fund revenues and transfers are estimated to be \$25.8 billion. This is \$2.2 billion or 9.3 percent, more than the most-recent estimate of revenues and transfers in 1983-84. *< may revise, versus June revise >* The growth in revenues reflects the strong economic recovery which began in the first half of 1983 and which has continued into the second half of 1984.

The growth in General Fund revenues would be slightly larger--10.7 percent--if "one-time" monies are excluded from the totals for both years. These one-time funds amount to about \$400 million in 1983-84 and about \$110 million in 1984-85.

Table 12 shows the actions taken in connection with the 1984 Budget Act that had a significant effect on General Fund revenues. The major action in this category was the redirection of Vehicle License Fee monies to local governments, resulting in an annual General Fund revenue loss of approximately \$~~200~~<sup>210</sup> million. This action was taken by the Legislature in enacting legislation which provides local government with a more stable revenue base in the future. Compared with its actions in recent years, however, the Legislature's action on the revenue side of the budget for 1984-85, were primarily limited to small transfers from special funds to the General Fund and did not include any tax increases.



Table 13  
The 1984 Budget Act

Condition of the General Fund  
1983-84 and 1984-85  
(in millions)

	1983-84	1984-85
STARTING BALANCE (July 1 of fiscal year):	-521	\$505 <sup>a</sup>
REVENUES AND TRANSFERS:		
Baseline revenues	23,631	26,039
Legislative changes	--	38 <sup>b</sup>
Gubernatorial vetoes	--	-36
Local Government Financing bills (AB 1849/SB 794)	--	-210
TOTALS, Revenues and Transfers	\$23,631 <sup>c</sup>	\$25,831 <sup>c</sup>
EXPENDITURES:		
Estimate of 1983-84 expenditures	22,645	--
Budget Bill and Trailer Bill, as passed by the Legislature	-79	25,747 <sup>a</sup>
Gubernatorial vetoes	--	-725
Other changes	39 <sup>d</sup>	49 <sup>e</sup>
Local Government Financing bill (AB 1849/SB 794)	--	253
TOTALS, Expenditures	\$22,605	\$25,324
ENDING BALANCE (June 30 fiscal year):	\$505	\$1,012
Funds already committed	5	4
Reserve for Los Angeles County	100	--
Reserve for Economic Uncertainties	400	1,008
Additional expenditures proposed by the Governor	--	UCRS 65
Residual Balance in Reserve for Economic Uncertainties	--	943

- a. These amounts differ from those contained in the Department of Finance's estimates because the latter reflect a \$13 million error associated with the stray-cat mandate.
- b. This amount differs from Department of Finance's estimate because the latter reflects an overestimate of the Tidelands Oil transfer. (5m)
- c. These figures do not reflect the Department of Finance's June revenue estimates that would increase 1983-84 revenues by \$68 million and decrease 1984-85 revenues by the same amount. The 1984-85 figures also do not reflect an estimated expenditure increase of \$68 million in short-term external borrowing costs and a corresponding revenue increase of \$68 million in interest earnings from the temporary investing of externally borrowed monies.
- d. Reflects \$39 million for special education deficiency in 1983-84. The administration shows this amount as a "set-aside" in 1984-85.
- e. Reflects Department of Finance's estimate of reduced unidentified savings. = to what?

originally -91;  
see note in June-  
revenue binder

includes

## CONDITION OF THE GENERAL FUND

Table 13 shows the condition of the General Fund on June 30, 1984 and the effects on the General Fund of the revenue and expenditure programs approved for 1984-85.

The actual General Fund condition as of June 30, 1984 will not be known until September or October of 1984, when the State Controller reports revenues and expenditures for the year on an accrual accounting basis. The Department of Finance's current estimates of revenues and expenditures, however, indicate that the balance in the General Fund was \$505 million on June 30, 1984. Of this amount, \$400 million was uncommitted.

The Governor's spending plan for 1984-85 includes a Reserve for Economic Uncertainties--the state's "rainy day fund"--of \$950 million. The Legislature, in Control Section 12.30, appropriated an amount necessary to bring the balance of the reserve on July 1, 1984 up to 3 percent of the General Fund expenditures provided for in the 1984 Budget Act. This amount is \$751 million. The same control section also provides that at the end of the fiscal year (June 30, 1985) the unencumbered balance in the General Fund or the difference between the state's 1984-85 "appropriation's subject to limitation" and its "appropriations limit," whichever is less, will automatically be appropriated to the reserve. ?

Based on the Department of Finance's revenue and expenditure projections, we estimate that, absent any further changes to the budget, the balance in the General Fund on June 30, 1985 will be \$1,012 million. Of this amount, \$1,008 million will be uncommitted. If however, the Legislature approves the Governor's proposal to restore the \$64.8 million base contribution to the University of California Retirement System that was deferred in 1983-84, the reserve on June 30, 1985 would be reduced to \$943 million.

Table 14  
The 1984 Budget Act

Distribution of Tidelands Oil and Gas Revenues  
(in thousands)

	<u>Governor's Budget</u>	<u>Legislative Action</u>	<u>Final Action</u>
<b>REVENUES</b>			
Balance available	\$11,921	\$11,921	\$11,921
Tidelands revenues	<u>375,330</u>	<u>375,330</u>	<u>375,330</u>
TOTALS, Resources	\$387,251	\$387,251	\$387,251
<b>EXPENDITURES</b>			
<u>State Operations:</u>			
Statutory	\$10,518	\$10,518	\$10,518
California Water Fund	25,000	25,000	25,000
Central Valley Project Construction Fund	5,000	5,000	5,000
Sea Grant Matching program	<u>500</u>	<u>500</u>	<u>500</u>
SUBTOTALS	\$41,018	\$41,018	\$41,018
<u>Local Assistance:</u>			
State School Building Lease-Purchase Fund	\$100,000	\$100,000	\$100,000
Special Account for Capital Outlay (SAFCO)	<u>2,350</u>	<u>551</u>	<u>551</u>
SUBTOTALS	\$102,350	\$100,551	\$100,551
<u>Capital Outlay:</u>			
SAFCO	\$140,157	\$89,126	\$72,648
Capital Outlay Fund for Public Higher Education (COFPE)	<u>79,647</u>	<u>102,400</u>	<u>101,668</u>
SUBTOTALS	\$219,804	\$191,526	\$174,316
TOTALS, Expenditures	\$363,172	\$333,095	\$315,885
BALANCE, Tidelands Revenues	\$24,079	\$54,156	\$71,366
Transfer to General Fund	(--)	(\$32,056)	(--)
Unappropriated Balance Available in SAFCO	(\$4,852)	(15,300)	(\$57,184)
Unappropriated Balance Available in COFPE	(19,227)	(6,800)	(6,800)
Unappropriated Balance Available in ERF	(--)	(--)	(7,382)

## ALLOCATION OF TIDELANDS OIL AND GAS REVENUES

The amount of tidelands oil and gas revenue available for expenditure in 1984-85 is estimated at \$387 million. This amount includes \$12 million in prior-year revenues. As Table 14 shows, the Governor's Budget (as revised) proposed to spend \$363 million of these revenue, leaving an unappropriated balance of \$24.1 million on June 30, 1985.

The Legislature approved total expenditures of \$333 million from tidelands oil revenues, and provided for the transfer of \$32.1 million to the General Fund. Subsequently, however, the Governor vetoed \$17.2 million appropriated from tidelands oil revenues and deleted the \$32.1 million transfer to the General Fund.

The effect of the Governor's action was to increase the unappropriated balance in the Special Account for Capital Outlay by \$41.9 million and leave an unappropriated balance of \$7.4 million in the Energy and Resources Fund. Thus, the Budget Act as chaptered, leaves a total of \$71.4 million in tidelands oil revenues unappropriated, consisting of \$57.2 million in the Special Account for Capital Outlay, \$6.8 million in the Capital Outlay Fund for Public Higher Education, and \$7.4 million in the Energy and Resources Fund.

C

C

C

C

C

C

C

C

C

C

C

## THE STATE WORKFORCE

The Budget Act, as signed by the Governor, includes funding for 230,310 personnel-years (all funds). As Table 15 shows, this is 203 personnel-years less than the number proposed by the Governor, and 4,110 personnel-years less than what the administration estimates was the number of personnel-years in 1983-84.

Table 15  
The 1984 Budget Act

Summary of Actions Affecting  
the State Workforce  
(in personnel-years)

	<u>Personnel-Years</u>
Governor's Budget as introduced (January)	229,540
Changes proposed by the administration	<u>973</u>
Governor's Budget as revised (May)	230,513
Changes to the Governor's Budget made by the Legislature	<u>610</u>
Personnel-years approved by the Legislature	231,123
Personnel-years vetoed by the Governor	<u>-813</u>
Personnel-years approved for 1984-85	230,310
Number of personnel-years approved for 1984-85 compared with:	
Current year, 1983-84	234,420
Number	-4,110
Percent	-1.8%
Governor's Budget as revised (May)	230,513
Number	-203
Percent	-0.1%

### Legislative Changes to the State Workforce

In January, the Governor proposed a state workforce of 229,540 personnel-years. Another 973 personnel-years subsequently were requested by the administration, resulting in a total proposed workforce of 230,513 personnel-years. The Legislature added 610 personnel-years to the total proposed by the Governor. The major additions to the workforce made by the Legislature were in the areas of health and welfare, general government and postsecondary education.

### Personnel-Years Vetoed by the Governor

The Governor eliminated 813.4 personnel-years (all funds) from the budget as approved by the Legislature. Most of the personnel-years vetoed by the Governor were funded from the General Fund (519.6 personnel-years) or with federal funds (175.4). Significant personnel-years vetoes included the following:

- Employment Development Department--171.9 personnel-years (and \$7.8 million in reimbursements) funded by the Legislature to provide employment and training services to local agencies under the Job Training Partnership Act (JTPA).
- University of California--92 janitorial positions and 16 positions for the Lawrence Hall of Science, for a total reduction of 108.
- State Public Defender--74 positions from the office staff of the State Public Defender.
- Department of Forestry--69.6 personnel-years added by the Legislature for local fire protection services. (The Governor did not reduce \$2.4 million of reimbursements from contract payments associated with these personnel-years. His veto message

indicated that the department has a plan to fulfill its contract commitments without adding personnel.)

#### Changes in the Workforce from 1983-84

In January, the Governor proposed to reduce the size of the state's workforce in 1984-85 by 4,880 personnel-years, or 2 percent, below what the budget estimated to be the level in 1983-84. The 1984 Budget Act, as chaptered, provides for a workforce that is 4,110 personnel-years smaller than what the administration estimates the 1983-84 workforce to have been. Table 16 shows the distribution of these reductions among program areas.

The Governor indicates that a management review following a strictly enforced hiring freeze showed that a large number of personnel-years could be eliminated as a result of increased efficiencies. A portion of the reduction claimed by the Governor can legitimately be attributed to "efficiencies." As we demonstrated in The 1984-85 Budget: Perspectives and Issues, however, other factors play a large role in explaining the apparent reduction. For example, our analysis found that the estimate of 1983-84 personnel-years, to which the staffing level for 1984-85 is compared, was inflated, thus giving the appearance of a larger drop in the number of personnel-years than will actually occur. As part of the total reduction, the Governor also counts a significant number of authorized positions that would have terminated automatically at the end of 1983-84.



C

C

C

C

C

C

C

C

C

C

C

Table 16  
The 1984 Budget Act

Trends in State Employment  
1977-78 through 1984-85  
(in personnel-years)

	<u>Legislative, Judicial and Executive</u>	<u>State, and Consumer</u>	<u>Business Trans. and Housing</u>	<u>Resources</u>	<u>Health, and Welfare</u>	<u>Youth, and Adult Corrections</u>	<u>K-12 Education</u>	<u>Higher Education</u>	<u>General Government</u>	<u>Total</u>
1977-78	8,649.9	10,784.2	32,327.8	14,192.5	39,531.8	12,613.2	2,673.7	92,394.6	8,173.7	221,341.4
1978-79	8,575.5	10,402.7	30,867.6	14,167.9	40,460.9	12,805.6	2,650.3	90,152.0	8,447.6	218,530.1
1979-80	8,713.7	10,671.3	31,293.4	13,779.5	42,325.2	12,548.6	2,665.0	89,840.5	8,355.3	220,192.5
1980-81	9,132.3	11,023.2	31,955.0	13,889.2	43,320.7	13,118.3	2,746.5	91,629.8	8,752.4	225,567.4
1981-82	9,418.3	11,325.3	31,859.4	14,373.0	41,598.7	13,934.6	2,796.1	93,988.5	9,528.5	228,813.4
1982-83	9,289.9	11,378.2	32,181.5	14,141.0	40,931.0	14,673.7	2,666.0	94,188.0	9,040.0	228,489.3
1983-84 (est.)	9,812.2	12,177.6	33,699.3	14,293.6	41,372.7	17,878.3	2,737.7	92,924.7	9,523.9	234,420.0
1984-85 (enacted)	9,864.9	12,156.0	33,410.7	13,831.3	39,553.5	18,236.1	2,686.0	91,094.2	9,477.0	230,309.7
Change over 1983-84:										
Amount	52.7	-21.6	-288.6	-462.3	-1,819.2	357.8	-51.7	-1,830.5	-46.9	-4,110.3
Percent	0.5%	-0.2%	-0.9%	-3.2%	-4.4%	2.0%	-1.9%	-2.0%	-0.5%	-1.8%



PART TWO--DETAILED SUMMARY OF 1984 BUDGET ACT ITEMS



## GENERAL GOVERNMENT

### LEGISLATIVE, JUDICIAL, EXECUTIVE

#### Legislature

- The budget includes a total of \$103 million for support of the Senate, Assembly and various support services in 1984-85. This amount includes \$8.4 million which the budget transfers to the Legislature from the employee compensation item. The budget reflects a reduction of \$37 million which the Governor vetoed in response to the Legislature's request to implement provisions of Proposition 24, which was approved by the voters in June 1984.

### STATE AND CONSUMER SERVICES

#### Bureau of Automotive Repair

- The Legislature approved \$19,736,000 from the Vehicle Inspection Fund to provide full-year funding for the Biennial Vehicle Inspection Program. The increase is \$8,242,000, or 71.7 percent, above estimated expenditures in 1983-84 for the program.

#### Contractor's State License Board

- The Legislature augmented the board's budget--through the trailer bill--by 15 field investigator positions and \$587,000 for the board to handle increased workload. This amount was vetoed by the Governor.

#### Board of Medical Quality Assurance

- The Legislature added \$285,000 to the board for investigation of fraudulent medical degrees. The Governor vetoed \$87,000 and two

positions. The Legislature also added \$1 million for the board to conduct a continuing education program on Medi-Cal regulations. The Governor vetoed the \$1 million and also deleted related budget language.

#### GENERAL ADMINISTRATION

##### California Public Broadcasting Commission

- The Legislature provided \$4 million for the commission in 1984-85. The Governor, however, vetoed the entire amount.

##### Agricultural Labor Relations Board

- The Legislature augmented the board's budget by \$1.1 million, or 13.1 percent. The entire augmentation was vetoed by the Governor.

##### Department of Industrial Relations

- The Legislature augmented the department's budget by \$4.9 million (\$3.8 million General Fund). The Governor vetoed all but \$875,000 (\$438,000 General Fund), leaving funds to reduce the salary savings rate in Cal-OSHA.

##### Augmentation for Employee Compensation

- The Governor proposed \$444.9 million (\$220.3 million General Fund) for a 10 percent increase in salaries and benefits for state civil service employees. The Legislature augmented this item by \$63.3 million (\$33.1 million General Fund) for comparable worth and special pay adjustments. The Governor vetoed these increases.

Statewide Telecommunications System

- The Governor proposed \$18.2 million to fund the administration's telecommunications plan in 1984-85. These funds were not approved by the Legislature.



Table 17

Summary of Action on General Government Items  
1984-85  
(in thousands of dollars)

Item	1983-84 Estimated Expenditure	1984-85				Final Budget Act	Percent Change 1984-85 from 1983-84
		Governor's Budget Including May Revision	Amount Approved by Legislature	Governor's Vetoed			
<u>Legislature</u>							
0110-001-001--Senate	\$32,107	\$34,033	\$56,838	\$15,826	\$41,012	NA	
0120-011-001--Assembly	50,077	52,081	74,885	21,218	53,667	NA	
0130-021-001--Joint expenses	23,589	26,928	--	--	--	NA	
<u>Legislative</u>							
0160-001-001--Legislative Counsel Bureau	17,107	18,173	--	--	--	NA	
0170-001-001--Law Revision Commission	420	450	--	--	--	NA	
0180-001-001--Commission on Uniform State Laws	51	58	--	--	--	NA	
<u>Judicial</u>							
0250-001-001--Support-state judicial programs	44,027	51,823	51,172	--	51,172	\$16.2	
0250-001-044--Support-traffic program	52	60	60	--	60	15.4	
0250-101-001--Local assistance	243	243	243	--	243	0	
0250-490--Reappropriation	--	(606)	(606)	--	(606)	NA	
0250-495--Reversion	--	(-64)	(-64)	--	(-64)	NA	
<u>Judges' Retirement System</u>							
0390-001-001--Appellate court justices	702	846	846	--	846	20.5	
0390-101-001--Municipal and Superior court justices	8,224	9,547	9,547	--	9,547	16.1	
<u>Salaries, Superior Court Judges</u>							
0420-101-001--Local assistance	37,411	39,067	38,817	--	38,817	3.8	
<u>Block Grants, Superior Court Judgeships</u>							
0440-101-001--Local assistance	9,480	9,480	9,480	--	9,480	0	
<u>National Center for State Courts</u>							
0460-001-001--Support	14	50	50	--	50	257.1	
<u>Governor's Office</u>							
0500-001-001--Support	4,831	4,760	4,760	--	4,760	-1.5	
<u>Secretary for State and Consumer Services</u>							
0510-001-001--Support	563	631	612	--	612	8.7	
<u>Business, Transportation and Housing Agency</u>							
0520-001-001--Support	290	304	304	--	304	4.8	
0520-001-044--Support	482	504	504	--	504	4.6	
<u>Health and Welfare Agency</u>							
0530-001-001--Support	5,685	1,064	9,281	--	9,281	63.3	
<u>Resources Agency</u>							
0540-001-001--Support	1,055	1,098	1,074	--	1,074	1.8	
0540-001-140--Tahoe Regional Planning Agency	400	380	380	--	380	-5.0	

Summary of Action on Budget Act Items--contd

Item	1983-84 Estimated Expenditure	1984-85				Percent Change 1984-85 from 1983-84
		Governor's Budget Including May Revision	Amount Approved by Legislature	Governor's Vetoed	Final Budget Act	
<u>Secretary for Youth and Adult Correctional Agency</u>						
0550-001-001--Support	\$613	\$645	\$645	--	\$645	5.2%
<u>Commission on Industrial Innovation</u>						
0565-001-001--Support	--	--	200	\$200	--	NA
<u>Office of California Mexico Affairs</u>						
0580-001-001--Office of California-Mexico Affairs	203	224	224	--	224	10.3
<u>California State World Trade Commission</u>						
0585-001-001--California State World Trade Commission	424	443	443	--	443	4.5
<u>Office of Planning and Research</u>						
0650-001-001--Support	3,072	3,299	3,299	--	3,299	7.4
0650-001-890--Energy Extension Service	1,564	500	500	--	500	-68.0
0650-101-890--Energy Extension Service, Local assistance	--	125	125	--	125	NA
<u>Office of Emergency Services</u>						
0690-001-001--Support	4,464	7,023	7,023	--	7,023	57.3
0690-001-029--Support	284	287	287	--	287	1.1
0690-001-890--Support	3,390	3,359	3,359	--	3,359	-0.9
0690-101-001--Local assistance	--	11,635	11,635	--	11,635	NA
0690-101-029--Local assistance	600	600	600	--	600	0
0690-101-253--Local assistance	--	(11,635)	(11,635)	--	(11,635)	NA
0690-101-890--Local assistance	38,013	38,013	38,013	--	38,013	0
<u>Office of the Lieutenant Governor</u>						
0750-001-001--Support	1,043	1,089	1,238	--	1,238	18.7
<u>State Controller</u>						
0840-001-001--Support	41,656	43,601	43,887	50	43,837	5.4
0840-001-041--Support	221	229	229	--	229	3.4
0840-001-061--Support	1,906	2,051	2,051	--	2,051	7.6
0840-001-739--Support	291	304	304	--	304	4.5
0840-001-890--Support	935	991	1,100	--	1,100	17.6
0840-001-903--Support	--	111	116	--	116	NA
0840-001-988--Support	125	132	132	--	132	5.3
<u>State Board of Equalization</u>						
0860-001-001--Support	71,987	76,703	72,629	501	72,108	0.2
0860-001-022--Support	84	89	89	--	89	6.3
0860-001-061--Support	3,692	3,812	3,812	--	3,812	3.2
0860-001-064--Support	1,020	1,060	1,170	--	1,170	14.7
0860-001-415--Support	--	91	91	--	91	NA
0860-001-465--Support	79	70	70	--	70	-10.9
0860-001-965--Support	1,687	1,763	1,763	--	1,763	4.5
0860-301-036--Support	--	129	15	--	15	NA
<u>Secretary of State</u>						
0890-001-001--Support	12,607	13,482	13,667	105	13,562	7.6

Summary of Action on Budget Act Items--contd

Item	1983-84 Estimated Expenditure	1984-85				Percent Change 1984-85 from 1983-84
		Governor's Budget Including May Revision	Amount Approved by Legislature	Governor's Vetoed	Final Budget Act	
<u>State Treasurer</u>						
0950-001-001--Support	\$3,313	\$3,360	\$3,841	--	\$3,841	15.9%
<u>Local Agency Indebtedness Fund Loan Program</u>						
0960-501-935--Support	11	11	11	--	11	0
<u>California Debt Advisory Commission</u>						
0970-001-171--Support	627	661	657	--	657	4.9
<u>Museum of Science and Industry</u>						
1100-001-001--Support	4,884	6,944	7,129	\$151	6,978	42.9
<u>Department of Consumer Affairs</u>						
1120-001-704--Support, Accountancy	2,065	2,228	2,261	--	2,261	9.5
1130-004-706--Support, Architectural Examiners	1,185	1,230	1,230	--	1,230	3.8
1140-006-001--Support, Athletic Commission	430	454	625	109	516	20.0
1150-008-128--Support, Automotive Repair	4,300	4,798	5,952	--	5,952	38.4
1150-008-420--Support, Automotive Repair	11,494	20,258	19,736	--	19,736	71.7
1160-010-713--Support, Barber Examiners	645	653	664	--	664	3.0
1170-012-773--Support, Behavioral Science Exam.	586	704	732	--	732	24.9
1180-014-717--Support, Cemetery	220	231	243	--	243	10.5
1200-016-157--Support, Collection Agency	546	642	642	--	642	17.6
1210-018-769--Support, Private Investigator	2,480	2,471	2,471	--	2,471	-0.4
1230-020-735--Support, Contractors' License	15,496	15,596	15,813	--	15,813	2.1
1240-022-738--Support, Cosmetology Board	2,350	2,503	2,580	--	2,580	9.8
1260-024-741--Support, Dental Board	1,837	1,883	1,936	--	1,936	5.4
1270-026-380--Support, Dental Auxiliary	425	540	540	--	540	27.1
1280-028-325--Support, Elect. and Appliance Repair	964	998	1,014	--	1,014	5.2
1300-030-180--Support, Employment Agencies	522	537	532	--	532	1.9
1310-032-258--Support, Nurses' Registry	18	17	17	--	17	-5.6
1320-034-745--Support, Fabric Care	797	831	852	--	852	6.9
1330-036-750--Support, Funeral Directors/Embalmers	486	508	496	--	496	2.1
1340-038-205--Support, Geology and Geophysics	150	166	166	--	166	10.7
1350-040-001--Support, Guide Dogs	23	24	24	--	24	4.4
1360-042-752--Support, Home Furnishings	1,381	1,449	1,494	--	1,494	8.2
1370-044-757--Support, Landscape Architects	221	230	243	--	243	10.0
1390-046-758--Support, Medical Quality Assurance	11,266	12,220	13,073	1,087	11,986	6.4
1390-046-175--Support, Dispensing Opticians	136	145	125	--	125	-8.1
1400-048-108--Support, Acupuncture	393	424	402	--	402	2.3
1410-050-208--Support, Hearing Aid Dispensers	113	139	141	--	141	24.8
1420-052-759--Support, Physical Therapy	265	273	272	--	272	2.6
1430-054-280--Support, Physician's Assistant	172	259	204	--	204	18.6
1440-056-295--Support, Podiatry	288	308	314	--	314	9.0
1450-058-310--Support, Psychology	636	619	628	--	628	-1.3
1455-059-319--Support, Respiratory Care	430	451	419	--	419	-2.6
1460-060-376--Support, Audiology Examining	158	166	166	--	166	5.1
1470-062-260--Support, Nursing Home Administrators	245	255	255	--	255	4.1
1480-064-763--Support, Optometry	279	295	295	--	295	5.7
1490-066-767--Support, Pharmacy Board	1,883	2,178	2,235	--	2,235	18.7
1495-067-297--Support, Polygraph Examiners	50	74	78	--	78	56.0
1500-068-770--Support, Professional Engineers	2,268	2,347	2,346	--	2,346	3.4
1510-070-761--Support, Registered Nurses	3,823	3,902	4,000	--	4,000	4.6
1520-072-771--Support, Shorthand Reporters	203	203	203	--	203	0.0
1520-073-410--Support, Transcript Reimbursement	261	264	264	--	264	1.2
1530-074-775--Support, Structural Pest Control	1,896	1,738	1,758	--	1,758	-7.3
1540-076-406--Support, Tax Preparers	261	274	274	--	274	5.0
1560-078-777--Support, Veterinary Examiners	460	469	479	--	479	4.1
1570-080-118--Support, Technician Examining Comm.	68	69	73	--	73	7.4
1590-082-779--Support, Vocational Nurse Account	1,748	1,858	1,896	--	1,896	8.5

Summary of Action on Budget Act Items--contd

Item	1983-84 Estimated Expenditure	1984-85				Final Budget Act	Percent Change 1984-85 from 1983-84
		Governor's Budget Including May Revision	Amount Approved by Legislature	Governor's Vetoed			
1600-084-780--Support, Psychiatric Technician Acct.	\$406	\$420	\$433	--	\$433	6.7%	
1640-086-001--Support, Div. of Consumer Services	1,076	1,046	1,046	--	1,046	-2.8	
1640-086-702--Support, Div. of Consumer Services	(578)	(612)	(612)	--	(612)	(5.9)	
1650-088-001--Support, Advisory Council	78	87	87	--	87	11.5	
1655-090-702--Support, Bldg., Mainten., Operations	1,536	1,362	1,362	--	1,362	-11.4	
1655-092-494--Support, Pro Rata Word Processing	--	166	105	--	105	NA	
<u>Department of Fair Employment and Housing</u>							
1700-001-001--Support	8,501	8,668	8,855	200	8,655	1.8	
1700-001-890--Support (federal funds)	1,972	2,079	2,079	--	2,079	5.4	
1700-011-001--Loan repayment	--	(560)	(560)	--	(560)	NA	
<u>Fair Employment and Housing Commission</u>							
1705-001-001--Support	614	640	640	--	640	4.2	
<u>State Fire Marshal</u>							
1710-001-001--Support	3,882	3,706	3,706	--	3,706	-4.5	
1710-001-199--Support	--	423	423	--	423	NA	
1710-011-198--Support	296	365	365	--	365	23.3	
1710-001-209--Support	173	800	800	--	800	362.4	
<u>Franchise Tax Board</u>							
1730-001-001--Support	92,671	98	98	--	98	6.4	
1730-001-201--Support	--	13	13	--	13	NA	
1730-001-800--Support	--	13	13	--	13	NA	
1730-001-803--Support	--	13	13	--	13	NA	
1730-001-905--Support	15	18	18	--	18	20.0	
1730-001-983--Support	--	13	13	--	13	NA	
<u>Department of General Services</u>							
1760-001-001--Departmentwide: General Fund support	5,216	6,382	7,389	--	7,389	41.7	
1760-001-002--Maintaining and improving properties	683	640	640	--	640	-6.3	
1760-000-003--State parking facilities	1,952	2,125	2,125	--	2,125	8.9	
1760-001-006--Office of State Architect: handicap accessibility	326	331	331	--	331	1.5	
1760-001-022--Office of Telecommunications	348	730	730	--	730	109.8	
1760-001-026--Office of Insurance: State vehicle self-insurance	5,827	6,124	6,124	--	6,124	5.1	
1760-001-120--Office of State Architect: Plan checking	1,080	997	997	--	997	-7.7	
1760-001-122--Office of State Architect: Hospital plan checking	2,740	2,972	2,972	--	2,972	8.5	
1760-001-344--Office of Local Assistance: Lease-purchase program	1,215	1,278	1,400	61	1,339	10.2	
1760-001-450--Departmentwide: Testing gas valves	65	69	69	--	69	5.2	
1760-001-465--Energy assessments program	--	1,053	1,053	--	1,053	NA	
1760-001-494--Office of Insurance: Life insurance for managers	--	199	124	--	124	NA	
1760-001-602--Office of State Architect: Support	9,677	9,935	9,935	--	9,935	2.7	
1760-001-666--Departmentwide: Main support	219,348	236,338	235,608	596	235,012	7.1	
1760-001-688--Office of Procurement	--	2,491	2,491	--	2,491	NA	
1760-001-739--Office of Local Assistance: Building aid program	629	658	742	42	700	11.3	
1760-001-890--Office of Small and Minority Business	100	100	100	--	100	0	
1760-001-961--Office of Local Assistance: Deferred maintenance program	199	208	318	55	263	32.2	
1760-001-988--Office of Insurance: Life insurance for managers	--	166	104	--	104	NA	
1760-021-001--Office of Insurance: Life insurance for managers	--	342	214	--	214	NA	
1760-031-001--Departmentwide: Purchase of cars	--	126	126	--	126	NA	
1760-181-022--Office of Telecommunications	32,072	31,745	31,745	--	31,745	-1.0	

Summary of Action on Budget Act Items--contd

Item	1983-84 Estimated Expenditure	1984-85				Percent Change 1984-85 from 1983-84
		Governor's Budget Including May Revision	Amount Approved by Legislature	Governor's Veto	Final Budget Act	
<u>State Personnel Board</u>						
1880-001-001--Support	\$21,096	\$21,730	\$21,722	--	\$21,722	3.0%
1880-001-677--Cooperative personnel services	1,199	1,167	1,151	--	1,151	-4.0
<u>Public Employees Retirement System</u>						
1900-001-001--Social Security Administration	187	55	59	\$ 2	57	-69.5
1900-001-815--Judges' retirement	--	189	212	2	210	NA
1900-001-820--Legislators' retirement	86	146	151	1	150	74.4
1900-001-830--Public employees' retirement	25,247	25,827	29,177	912	28,265	11.9
1900-001-950--Health benefits administration	2,478	2,548	2,634	34	2,600	4.9
1900-001-962--Volunteer firefighters retirement	59	63	63	--	63	6.8
<u>State Teachers' Retirement System</u>						
1920-001-835--Retirement administration	12,917	13,138	12,595	380	12,215	-5.4
1920-001-963--Annuity administration	62	62	62	--	62	0
<u>Department of Veterans Affairs</u>						
1960-001-001--Departmental support	2,081	2,140	2,140	--	2,140	2.8
1960-001-592--Departmental support	757	813	813	--	813	7.4
1960-101-001--Local assistance	420	420	1,000	--	1,000	138.1
1970-011-001--Veterans' Home	17,680	17,934	17,934	--	17,934	1.4
1970-011-890--Veterans' Home	10,994	11,126	11,126	--	11,126	1.2
<u>Tort Liability Claims</u>						
8190-001-001--Support	1,010	600	600	--	600	-40.6
<u>Commission for Economic Development</u>						
8200-001-001--Support	389	408	479	--	479	23.1
<u>Motion Picture Council</u>						
8220-001-001--Support	--	--	140	100	40	NA
8220-001-942--Support	190	200	200	--	200	5.2
<u>California Arts Council</u>						
8260-001-001--Support	1,987	2,257	2,257	14	2,243	12.9
8260-001-890--Federal support	39	39	39	--	39	0
8260-101-001--Grants and subventions	6,590	6,570	9,570	1,500	8,070	22.5
8260-101-890--Federal local assistance	678	848	848	--	848	25.1
<u>Native American Heritage Commission</u>						
8280-001-001--Support	148	220	220	--	220	48.6
<u>California Public Broadcasting Commission</u>						
8290-001-001--Support	217	--	4,000	4,000	--	-100.0
<u>Agricultural Labor Relations Board</u>						
8300-001-001--Support	7,411	7,610	8,606	1,091	7,515	1.4
<u>Public Employment Relations Board</u>						
8320-001-001--Support	4,737	4,959	4,959	--	4,959	4.7
8320-490-001--Reappropriation	385	300	80	--	80	-79.2

Summary of Action on Budget Act Items--contd

Item	1983-84 Estimated Expenditure	1984-85			Final Budget Act	Percent Change 1984-85 from 1983-84
		Governor's Budget Including May Revision	Amount Approved by Legislature	Governor's Veto		
<u>Department of Industrial Relations</u>						
8350-001-001--Main support	\$78,528	\$83,035	\$86,832	\$3,414	\$83,418	6.2%
8350-001-023--Farm labor contractors' regulation	--	50	50	--	50	NA
8350-001-216--Industrial relations construction industry enforcement	504	529	529	--	529	5.0
8350-001-452--Elevator safety inspection	2,147	2,244	2,244	--	2,244	4.5
8350-001-453--Pressure vessel inspection	3,117	3,264	3,264	--	3,264	4.7
8350-001-571--Uninsured employers' workers' compensation payments	7,594	7,116	7,116	--	7,116	-6.3
8350-001-572--workers' compensation payments asbestos workers	864	864	864	--	864	0
8350-001-890--Federal support	15,741	17,332	18,428	659	17,769	12.9
<u>Department of Personnel Administration</u>						
8380-001-001--Support	2,528	2,772	2,551	--	2,551	0.9
8380-001-915--Deferred compensation	372	393	390	--	390	4.8
<u>Workers' Compensation Benefit for Subsequent Injuries</u>						
8450-001-001--Main support	3,938	4,135	4,135	--	4,135	0.5
8450-001-016--Death-without-dependency support	1,800	2,081	2,081	--	2,081	15.6
<u>Workers' Compensation Benefits for Disaster Service Workers</u>						
8460-101-001--Workers' compensation payments to volunteers	365	415	415	--	415	13.7
<u>Board of Chiropractic Examiners</u>						
8500-001-152--Support	666	687	687	--	687	3.6
<u>Board of Osteopathic Examiners</u>						
8510-001-264--Support	308	338	352	--	352	14.3
<u>Board of Pilot Commissioners for the Bays of San Francisco, San Pablo, and Suisan</u>						
8530-001-290--Support	83	80	80	--	80	-3.6
<u>California Auctioneer Commission</u>						
8540-001-114--Support	122	115	115	--	115	-5.7
<u>California Horse Racing Board</u>						
8550-001-191--Support	1,456	1,591	1,591	--	1,591	9.3
8550-001-942--Support	53	376	376	--	376	609.4
8550-510-942--B&P Code Section 19619	1,700	1,700	1,700	--	1,700	0
8550-515-942--Government Code Section 16370	1,350	1,400	1,400	--	1,400	3.7
<u>California Exposition and State Fair</u>						
8560-001-001--Debt service	1,351	1,130	1,130	--	1,130	-16.0
8560-001-465--State police services	12	12	12	--	12	0
8560-011-001--Support	8,730	7,993	7,993	--	7,993	-8.4
8560-021-001--Advance authority to encumber funds	(300)	(300)	(300)	--	(300)	0


Summary of Action on Budget Act Items--contd

Item	1983-84 Estimated Expenditure	1984-85			Final Budget Act	Percent Change 1984-85 from 1983-84
		Governor's Budget Including May Revision	Amount Approved by Legislature	Governor's Veto		
<u>Department of Food and Agriculture</u>						
8570-001-001--General Fund Support	\$40,261	\$42,300	\$43,739	\$675	\$43,064	7.0%
8570-001-111--Agriculture fund Support	27,778	8,898	8,898	--	8,898	-68.0
8570-001-112--Ethanol Fuel Production Loans	1,218	882	--	--	--	-100.0
8570-001-191--Fair and exposition fund support	930	967	967	--	967	4.0
8570-001-890--Federal support	1,967	1,530	1,530	--	1,530	-22.0
8570-011-112--Agricultural Pest Control Research	--	--	1,050	1,050	--	0
8570-101-001--Main local assistance	8,404	8,404	8,404	--	8,404	0
8570-101-111--Agriculture fund local assistance	6,125	6,122	6,122	--	6,122	0
8570-101-191--Local assistance to fairs	625	625	625	--	625	0
8570-111-001--Salaries of agricultural commissioners	383	383	383	--	383	0
<u>Political Reform Act</u>						
8640-001-001--Support	1,679	1,740	1,731	--	1,731	3.1
<u>Public Utilities Commission</u>						
8660-001-042--Railroad grade crossing safety	951	1,070	1,070	--	1,070	12.5
8660-001-046--Rail passenger service	1,246	1,334	1,334	--	1,334	7.1
8660-001-315--Radio telephone utilities regulation	56	97	97	--	97	7.3
8660-001-412--Freight transportation regulation	13,373	12,760	12,791	-31	12,760	-4.6
8660-001-461--Passenger transportation regulation	3,390	2,753	2,871	-8	2,863	-1.6
8660-001-462--Utility regulation	21,095	26,169	26,357	-51	26,306	24.7
8660-001-890--Various	183	183	183	--	183	0
<u>Board of Control</u>						
8700-001-001--Support	3,917	554	777	--	777	-80.2
8700-001-214--Support	2,286	2,310	2,841	--	2,841	24.3
<u>Commission on State Finance</u>						
8730-001-001--Support	519	549	549	--	549	5.8
<u>Commission on California State Government Organization and Economy</u>						
8780-001-001--Support	336	342	635	293	342	1.8
<u>Memberships in Interstate Organizations</u>						
8800-001-001--Support	128	178	372	--	372	190.6
<u>Commission on the Status of Women</u>						
8820-001-001--Support	438	581	606	12	594	35.6
<u>Department of Finance</u>						
8860-001-001--Main support	20,804	22,048	22,030	--	22,030	5.9
<u>Office of Administrative Law</u>						
8910-001-001--Support	1,773	2,478	2,436	--	2,436	37.4
<u>Military Department</u>						
8940-001-001--Support	15,897	16,341	16,302	--	16,302	2.5
8940-001-130--Support	2	2	2	--	2	0
8940-001-807--Emergencies	--	--	(100)	(100)	--	NA
8940-001-890--Federal support	11,570	12,204	12,204	--	12,204	5.5
8940-011-001--Armory improvement	30	90	90	--	90	200.0
8940-021-001--Emergencies	--	--	100	100	--	NA

Summary of Action on Budget Act Items--contd

Item	1983-84 Estimated Expenditure	1984-85				Percent Change 1984-85 from 1983-84
		Governor's Budget Including May Revision	Amount Approved by Legislature	Governor's Vetoed	Final Budget Act	
<u>General Tax Relief</u>						
9100-101-001--Local assistance	\$1,092,659	\$848,398	\$847,786	--	\$847,786	-22.4%
<u>Payment of Interest on General Fund Loans</u>						
9620-001-001--Support	70,000	35,000	1,000	--	1,000	-98.6
<u>Health Benefits for Annuitants</u>						
9650-001-001--Health Benefits for Annuitants	88,817	89,965	89,965	--	89,965	1.3
<u>State Mandated Local Programs</u>						
9680-101-001--Local assistance	73,297	81,887	75,990	--	75,990	3.7
9680-101-214--Local assistance	65	155	80	--	80	23.1
9680-601-001--Chapter 1052, Statutes of 1983	158	29,550	25,236	--	25,236	NA
<u>Augmentation for Employee Compensation</u>						
9800-001-001--General Fund	121,377	220,331	253,428	33,097	220,331	NA
9800-001-494--Special funds	66,194	122,471	141,686	19,215	122,471	NA
9800-001-988--Nongovernmental cost funds	60,530	102,083	118,099	16,016	102,083	NA
<u>Unallocated Attorney Fees</u>						
9810-001-001--General Fund	200	200	200	--	200	0
9810-001-494--Special funds	100	100	100	--	100	0
9810-001-988--Nongovernmental cost funds	100	100	100	--	100	0
<u>Reserve for Contingencies or Emergencies</u>						
9840-001-001--General Fund deficiencies	1,500	1,500	1,500	--	1,500	0
9840-001-494--Special funds deficiencies	1,500	1,500	1,500	--	1,500	0
9840-001-988--Nongovernmental cost funds deficiencies	1,500	1,500	1,500	--	1,500	0
9840-011-001--Temporary loans	(2,500)	(2,500)	(2,500)	--	(2,500)	0
<u>Information Technology Equipment Management Program</u>						
9845-001-001--Information Technology Equipment Management program	--	5,000	--	--	--	NA
<u>Statewide Telecommunications System</u>						
9847-001-001--Statewide telecommunications system	--	18,200	--	--	--	NA





## BUSINESS AND TRANSPORTATION

The Legislature approved a total of \$3,477 million in state and federal funds for business, transportation and housing programs in 1984-85. The Governor vetoed \$7.8 million, leaving a total of \$3,469 million for the budget year. This is an increase of \$577 million (20 percent) from estimated current-year expenditures.

### BUSINESS

Funding for business and housing approved by the Legislature totaled \$208 million. The Governor vetoed \$935,000, resulting in a final Budget Act spending level of \$207 million. This represents an increase of \$4.3 million (2.1 percent) from current-year Budget Act expenditures. Among the significant changes in the budget are:

- A \$3.5 million increase from current-year levels for the Department of Economic and Business Development (DEBD) to develop and implement business marketing and tourist advertising programs for the state.
- A \$935,000 increase to DEBD to fund a new small business development corporation in San Francisco. The Governor vetoed this legislative augmentation.
- A \$767,000 increase from current-year levels for the Department of Savings and Loan to begin monthly field visits to newly chartered savings and loans associations.

### TRANSPORTATION

The Legislature authorized \$3,268 million for transportation in 1984-85. After the Governor vetoed \$6.8 million, \$3,262 million was

appropriated in the Budget Act. This is an increase of \$573 million (21 percent) from current-year expenditures.

Among the significant increases in the following departmental budgets are:

Department of Transportation

- A \$466 million increase for highway capital outlay expenditures from current-year levels, including an increase of \$67.2 million in state funds (a 38.2 percent increase over current-year levels) and \$398.2 million in federal funds (a 63.1 percent increase).
- A \$58.4 million increase in support for the Highway Transportation program, including \$47.8 million in state funds (a 7.5 percent increase) and \$10.6 million in federal funds (a 10.8 percent increase).
- The Legislature approved a \$5.3 million increase in intercity rail capital outlay expenditures (compared to no appropriation in the current year). The Governor vetoed \$2 million of this increase.

Department of the California Highway Patrol

- The Legislature proposed a \$4,276,000 increase to support cost-of-living salary increases for CHP uniformed supervisors (in addition to the increase provided in the general employee compensation item). This increase was vetoed by the Governor.
- A \$3,566,000 increase to support CHP overtime activities and equipment related to the 1984 Summer Olympic Games in Los Angeles. This includes an increase of \$484,000 from the General Fund to support dignitary protection at the Summer Olympics.

Table 18

Summary of Action on Business, Transportation and Housing  
1984-85  
(in thousands of dollars)

Item	1983-84 Estimated Expenditure	1984-85				Final Budget Act	Percent Change 1984-85 from 1983-84
		Governor's Budget Including May Revision	Amount Approved by Legislature	Governor's Vetoed			
<u>Department of Alcoholic Beverage Control</u>							
2100-001-001--Support	\$14,086	\$14,600	\$14,600	--	\$14,600	3.6%	
<u>Alcoholic Beverage Control Appeals Board</u>							
2120-001-117--Support	200	214	225	--	225	12.5	
2120-011-117--General Fund loan repayment	200	90	90	--	90	-55.0	
<u>State Banking Department</u>							
2140-001-136--Support	7,369	7,768	7,768	--	7,768	5.4	
2140-001-240--Support	59	61	61	--	61	3.4	
<u>Department of Corporations</u>							
2180-001-001--Support	7,180	7,628	7,626	--	7,626	6.2	
<u>Department of Economic and Business Development</u>							
2200-001-001--Support	6,681	14,899	12,634	\$935	11,899	78.1	
2200-001-801--Support	--	400	400	--	400	0	
2200-001-890--Support	432	167	167	--	167	-61.3	
2200-101-890--Local assistance	--	425	2,050	--	2,050	0	
2200-101-922--Local assistance	1,200	1,200	1,200	--	1,200	0	
<u>Department of Housing and Community Development</u>							
2240-001-001--Support, administration	5,263	5,435	5,077	--	5,077	-3.6	
2240-001-245--Support, mobilehome parks inspections	1,771	1,927	1,927	--	1,927	8.8	
2240-001-451--Support, mobilehome and commercial coach license fees	1,569	1,569	1,684	--	1,684	7.3	
2240-001-635--Support, housing predevelopment loans	176	190	189	--	189	7.4	
2240-001-648--Support, mobilehome-manufactured home regulation	8,527	9,606	9,686	--	9,686	13.6	
2240-001-890--Support, federal housing programs	726	832	836	--	836	15.1	
2240-001-925--Support, land purchase loans	35	37	37	--	37	5.7	
2240-001-929--Support, housing rehabilitation loans	393	413	410	--	410	4.3	
2240-001-936--Support, homeownership assistance loans	212	228	228	--	228	7.5	
2240-001-938--Support, rental housing construction loans	314	340	340	--	340	8.3	
2240-001-980--Support, urban housing development loans	74	84	84	--	84	13.5	
2240-011-001--Support, housing for disabled	--	--	50	--	50	NA	
2240-101-001--Local assistance, housing services	6,900	6,900	6,900	--	6,900	0	
2240-101-635--Local assistance, housing predevelopment loans	1,857	2,025	2,025	--	2,025	9.0	
2240-101-890--Local assistance, federal housing programs	39,107	40,027	40,027	--	40,027	2.4	
2240-101-925--Local assistance, land purchase loans	521	386	386	--	386	-35.0	
2240-101-927--Local assistance, farmworker housing grants	(2,500)	(2,500)	(2,500)	--	(2,500)	0	
2240-101-929--Local assistance, housing rehabilitation loans	5,664	376	386	--	386	-93.2	
2240-101-936--Local assistance, homeownership assistance loans	1,827	2,000	2,000	--	2,000	9.5	
2240-101-938--Local assistance, rental housing construction loans	9,689	1,866	1,866	--	1,866	-81.0	

Summary of Action on Budget Act Items--contd

Item	1983-84 Estimated Expenditure	1984-85				Percent Change 1984-85 from 1983-84
		Governor's Budget Including May Revision	Amount Approved by Legislature	Governor's Vetoed	Final Budget Act	
2240-101-942--Local assistance, migrant housing services	\$800	\$800	\$800	--	\$800	0
2240-101-980--Local assistance, urban housing development loans	2,698	2,625	2,625	--	2,625	-2.8%
<u>California Mortgage Bond Allocation Committee</u>						
2260-001-457--Support	15	15	15	--	15	0
<u>Department of Insurance</u>						
2290-001-217--Support	16,962	18,154	17,913	--	17,913	5.6
<u>Department of Real Estate</u>						
2320-001-317--Support	17,463	17,984	18,417	--	18,417	5.0
<u>Department of Savings and Loan</u>						
2340-001-337--Support	3,590	4,357	4,260	--	4,260	18.7
<u>California Transportation Commission</u>						
2600-001-042--Support	110	117	117	--	117	6.4
2600-001-046--Support	925	968	956	--	956	3.4
<u>Special Transportation Programs</u>						
2640-101-046--Local assistance	88,000	79,800	--	--	--	-100.0
Section 17.00--Local assistance	--	--	86,550 <sup>a</sup>	--	86,550 <sup>a</sup>	NA
<u>Department of Transportation</u>						
2660-001-041--Support, aeronautics	1,809	1,813	1,813	--	1,813	0.2
2660-001-042--Support						
Highway	634,639	696,566	682,429	--	682,429	7.5
Mass transportation	107	109	109	--	109	1.9
2660-001-045--Support, highway	9	10	10	--	10	11.1
2660-001-046--Support						
Mass transportation	19,728	22,654	21,346	--	21,346	8.2
Transportation planning	5,449	6,567	7,319	--	7,319	34.3
2660-001-047--Support, mass transportation	87	96	96	--	96	10.3
2660-001-140--Support, highway	--	--	350	\$350	--	0
2660-001-890--Support						
Aeronautics	24	25	25	--	25	4.2
Highway	98,278	108,858	108,858	--	108,858	10.8
Mass transportation	23,847	24,967	25,034	--	25,034	5.0
2660-011-041--Transfer	(30)	(30)	(30)	--	(30)	0
2660-021-042--Transfer	(8,010)	(9,264)	(10,016)	--	(10,016)	(25.0)
2660-041-047--Transfer	--	--	(1,500)	--	(1,500)	NA
2660-051-047--Transfer	--	--	(2,000)	(2,000)	--	0
2660-101-041--Local assistance, aeronautics	1,000	1,600	1,600	--	1,600	60.0
2660-101-042--Local assistance						
Highway	29,200	29,000	29,000	--	29,000	-0.7
Mass transportation	60,709	70,400	64,869	--	64,869	6.9
2660-101-045--Local assistance, highway	592	450	450	--	450	-24.0
2660-101-046--Local assistance						
Mass transportation	40,157	39,900	42,129	--	42,129	4.9
Transportation planning	2,032	2,032	2,032	--	2,032	0
2660-101-890--Local assistance						
Highway	280,100	252,900	252,900	--	252,900	-9.7
Mass transportation	200	8,684	8,684	--	8,684	4,242.0
Transportation planning	6,700	7,000	7,000	--	7,000	4.5
2660-301-042--Capital outlay, highway	175,920	243,145	243,145	--	243,145	38.2

Summary of Action on Budget Act Items--contd

Item	1983-84 Estimated Expenditure	1984-85			Final Budget Act	Percent Change 1984-85 from 1983-84
		Governor's Budget Including May Revision	Amount Approved by Legislature	Governor's Vetoes		
2660-301-046--Capital outlay, mass transportation	--	--	\$5,300	\$2,000	\$3,300	NA
2660-301-047--Capital outlay, mass transportation	\$5,211	--	--	--	--	-100.0%
2660-301-890--Capital outlay Highway transportation	631,880	\$1,030,775	1,030,775	--	1,030,775	63.1
Mass transportation	--	11,500	11,500	--	11,500	NA
<u>Office of Traffic Safety</u>						
2700-001-044--Support	212	239	233	--	233	9.9
2700-001-464--Support	110	250	250	--	250	127.3
2700-001-890--Support and state grants	4,700	5,100	5,100	--	5,100	8.5
2700-101-890--Local assistance	4,700	3,400	3,400	--	3,400	-27.7
<u>Department of the California Highway Patrol</u>						
2720-001-001--Support	--	--	484	--	484	NA
2720-001-044--Support	323,669	355,782	351,109	4,495	346,614	7.1
2720-001-050--Support	20,446	30,949	30,554	--	30,554	49.4
2720-001-890--Support	180	180	180	--	180	0
<u>Department of Motor Vehicles</u>						
2740-001-001--Support	38	67	67	--	67	76.3
2740-001-044--Support	160,657	170,572	167,130	--	167,130	4.0
2740-001-064--Support	62,623	70,272	70,272	--	70,272	12.2
2740-001-378--Support	30	23	23	--	23	-23.3
2740-001-420--Support	--	--	1,044	--	1,044	NA
2740-001-517--Support	2,516	2,705	2,705	--	2,705	7.5
<u>Traffic Adjudication Board</u>						
2760-001-178--Support	1,827	1,527	1,527	--	1,527	-16.4
<u>Stephen P. Teale Consolidated Data Center</u>						
2780-001-683--Support	39,514	43,286	43,070	--	43,070	11.6
<b>Totals</b>	<b>\$2,891,495</b>	<b>\$3,489,916</b>	<b>\$3,476,733</b>	<b>\$7,780</b>	<b>\$3,468,953</b>	<b>20.0%</b>
General Fund	\$40,148	\$49,529	\$47,638	\$935	\$46,703	16.3%
Special funds	\$1,765,173	\$1,945,547	\$1,932,559	\$6,845	\$1,925,714	9.1%
Federal funds	\$1,086,174	\$1,494,840	\$1,496,536	--	\$1,496,536	37.7%

a. Based on current sales tax revenue estimates.

## RESOURCES

### California Tahoe Conservancy

- Provides first-time funding of \$733,000 to establish the conservancy and administer the Tahoe land acquisition bond program approved by the voters in 1983.

### Energy Commission

- increases state funds for energy conservation loans to schools, hospitals, and local governments by \$6.5 million, from \$2.5 million to \$9 million.
- Reduces federal funds by \$8.9 million to reflect a one-time allocation to the state in 1983-84 of payments from oil companies to the federal government in settlement of past pricing disputes. This money was used in the current year for a variety of purposes, including energy conservation loan subsidies and traffic signal synchronization grants.

### Air Resources Board--Acid Deposition Research and Monitoring

- Doubles, from \$2 million to \$4 million, funding for research on and monitoring of acid deposition from air pollution pursuant to Ch 1473/83. Funds for this program come from the Motor Vehicle Account and emission fees.

### Department of Parks and Recreation

- Increases funds for Roberti-Z'berg grants to local agencies by \$19.1 million from 1984 park bond funds, from \$3.4 million to \$22.5 million.

- Reduces funds for local grants for off-highway vehicle recreation by \$7.5 million, from \$12.5 million to \$5 million.
- Reduces other local grants from various park bond funds by \$14.2 million, from \$18.2 million to \$4 million.

#### Department of Water Resources

- Increases funds for local flood control subventions by \$11.7 million (General Fund) from \$6.5 million to \$18.2 million in order to provide funds to pay all audited claims in 1984-85.

#### Water Resources Control Board

- Provides \$5.5 million (General Fund) to be used as a 10 percent match for federal funds for the construction of a facility in San Diego County to treat sewage in the Tijuana River.
- Provides \$2.5 million (various funds) to implement a statewide underground tank leak detection program,
- Increases by \$1.0 million from fees paid by operators of disposal sites, funds for inspection, enforcement, and cleanup activities related to hazardous wastes.
- Provides \$1.5 million from a litigation settlement to continue cleanup of the Leviathan Mine.



Table 19

Summary of Action on Resources Budget Act Items  
1984-85  
(in thousands of dollars)

Item	1983-84 Estimated Expenditure	1984-85				Percent Change 1984-85 from 1983-84
		Governor's Budget Including May Revision	Amount Approved by Legislature	Governor's Vetoed	Final Budget Act	
<u>Sea Grant</u>						
3110-001-001--Support and grants	\$350	\$500	\$500	--	\$500	42.9%
<u>Tahoe Regional Planning Agency</u>						
3110-101-001--Support	--	366	361	--	361	NA
3110-101-140--Instream flow standards	300	270	67	--	67	-78.0
<u>California Tahoe Conservancy</u>						
3125-001-001--Support	--	566	433	--	433	NA
3125-001-140--Support	--	67	--	--	--	NA
3125-001-720--Support	--	100	300	--	300	NA
<u>State Assistance Fund for Energy, Business, and Industrial Development Corporation</u>						
3300-001-021--Alternative energy loans to small businesses	142	1,250	1,250	--	1,250	880.0
<u>Alternative Energy Source Financing Authority</u>						
3310-001-731--Support	123	128	128	--	128	4.1
<u>California Conservation Corps</u>						
3340-001-001--Support	15,973	25,447	25,447	--	25,447	59.3
3340-001-140--Support	7,537	--	--	--	--	-100.0
3340-001-190--Support	500	--	--	--	--	-100.0
3340-001-465--Support	4,609	4,709	4,709	--	4,709	2.2
3340-101-001--Local assistance	--	--	690	--	690	NA
<u>Energy Commission</u>						
3360-001-031--Assistance to agricultural and forestry waste-to-energy projects	4,600	5,033	5,033	--	5,033	9.4
3360-001-033--Energy conservation loans	2,506	5,366	6,179	-\$813	5,366	214.0
3360-001-044--Support	89	81	81	--	81	-9.0
3360-001-465--Support	17,256	21,859	22,110	-251	21,859	27.0
3360-001-890--Support, federal funds	10,988	4,355	4,355	--	4,355	-60.0
3360-101-001--Lassen College cogeneration project	--	--	167	--	167	NA
3360-101-034--Grants to local governments with geothermal resources	1,614	4,654	4,654	--	4,654	288.0
3360-101-036--Lassen College cogeneration project	--	--	595	--	595	NA
<u>California Waste Management Board</u>						
3380-001-001--Support	3,671	3,693 <sup>a</sup>	3,693 <sup>a</sup>	--	3,693	0.6
3380-001-140--Waste management task force	436	144 <sup>a</sup>	144 <sup>a</sup>	--	144	-67.0
<u>Air Resources Board</u>						
3400-001-001--Support	3,759	4,333	4,313	--	4,313	14.7
3400-001-044--Support	24,079	28,094	27,749	--	27,749	15.2
3400-001-115--Support	1,903	3,646	3,640 <sup>b</sup>	--	3,640	91.3
3400-001-128--Vehicle inspection program	1,030	1,154	--	--	--	-100.0
3400-001-420--Vehicle inspection program	13,922	--	236	--	236	-98.3
3400-001-465--Support	151	159	159	--	159	5.3
3400-001-890--Support, federal funds	2,831	2,495	2,488	--	2,488	-12.1
3400-101-044--Local assistance	6,609	6,741	6,741	--	6,741	2.0

a. Budget for 1984-85 reflects funds remaining from a two-year appropriation in the 1983 Budget Act.

b. Funding shifted to the Department of Consumer Affairs.

Summary of Action on Budget Act Items--contd

Item	1983-84 Estimated Expenditure	1984-85				Percent Change 1984-85 from 1983-84
		Governor's Budget Including May Revision	Amount Approved by Legislature	Governor's Vetoed	Final Budget Act	
<u>Colorado River Board</u>						
3460-001-001--Support	\$180	\$211	\$211	--	\$211	17.2%
3460-001-140--Salinity control forum	8	8	8	--	8	0
<u>Department of Conservation</u>						
3480-001-001--Support	10,131	11,442	11,346	--	11,346	12.0
3480-001-035--Surface mining and reclamation program	1,189	1,461	1,461	--	1,461	23.0
3480-001-042--Seismograph network	12	12	12	--	12	0
3480-001-144--Seismograph network	12	12	12	--	12	0
3480-001-398--Strong motion instrumentation program	1,596	1,658	1,658	--	1,658	3.9
3480-001-472--Farmlands mapping program	--	450	450	--	450	NA
3480-001-890--Geothermal resource investigation program	195	136	136	--	136	-30.0
<u>Department of Forestry</u>						
3540-001-001--Support	137,604	139,917	140,161	--	140,161	1.8
3540-001-140--Chaparral management	2,767	4,129	3,445	-\$150	3,295	19.0
3540-001-300--Support	85	89	89	--	89	5.0
3540-001-890--Support, federal funds	2,615	2,306	2,306	--	2,306	12.0
3540-001-928--Support	3,395	6,970	6,970	--	6,970	105.3
3540-001-940--Watershed mapping soil erosion	652	834	834	--	834	28.0
3540-001-965--Support	19	20	20	--	20	5.3
3540-011-928--Reimbursement to General Fund for operation of state forests	1,248	1,397	1,397	--	1,397	12.0
<u>State Lands Commission</u>						
3560-001-001--Support	11,536	11,225	11,225	--	11,225	-2.7
<u>Seismic Safety Commission</u>						
3580-001-001--Support	853	403	403	--	403	-52.8
<u>Department of Fish and Game</u>						
3600-001-001--Support	3,383	5,894	5,800	-1,869	3,931	16.2
3600-001-140--Support	3,704	6,858	6,375	-200	6,175	89.0
3600-001-200--Support	48,928	51,229	52,232	-1,003	51,229	2.0
3600-001-890--Support, federal funds	10,044	10,329	10,130	--	10,130	1.0
3600-001-940--Support	2,005	1,135	1,135	--	1,135	-44.0
3600-011-001--Upper Newport Bay restoration	NA	NA	1,914	--	1,914	NA
<u>Wildlife Conservation Board</u>						
3640-001-447--Support	514	485	485	--	485	-5.6
<u>Department of Boating and Waterways</u>						
3680-001-001--Beach erosion program	215	226	226	--	226	5.1
3680-001-516--Support	3,011	3,164	3,164	--	3,164	5.0
3680-001-890--Boating safety and law enforcement, federal funds	285	225	225	--	225	-21.0
3680-101-001--Local assistance	--	2,885	2,885	--	2,885	NA
3680-101-140--Local assistance, Robert Crown Park	--	--	275	--	275	NA
3680-101-190--Local assistance, beach erosion control	2,259	--	--	NA	NA	NA
3680-101-516--Grants and loans, launching facilities and marinas	20,529	18,483	18,483	--	18,483	-9.9
3680-101-890--Local assistance, boating safety and enforcement	285	227	227	--	227	-20.3

Summary of Action on Budget Act Items--contd

Item	1983-84 Estimated Expenditure	1984-85				Percent Change 1984-85 from 1983-84
		Governor's Budget Including May Revision	Amount Approved by Legislature	Governor's Vetoed	Final Budget Act	
<u>Coastal Commission</u>						
3720-001-001--Support	\$5,782	\$5,632	\$5,632	--	\$5,632	-2.6%
3720-001-140--Coastal access/resource information	278	284	284	--	284	2.2
3720-001-890--Federal support	943	1,751	1,751	--	1,751	86.0
3720-101-001--Local assistance	280	280	280	--	280	0
3720-101-890--Federal local assistance	--	139	139	--	139	NA
<u>State Coastal Conservancy</u>						
3760-001-140--Artificial seaweed project	--	--	355	-\$355	--	NA
3760-001-565--Support	425	2,306	2,246	--	2,246	428.4
3760-001-721--Support	1,387	--	--	NA	NA	NA
<u>Department of Parks and Recreation</u>						
3790-001-001--Support	55,192	62,711	66,355	-110	66,245	20.0
3790-001-140--Support	20	--	100	-100	--	-100.0
3790-001-263--Support, off-highway vehicle program	3,688	4,068	4,068	--	4,068	10.3
3790-001-392--Support	32,539	30,803	26,930	--	26,930	-20.8
3790-001-516--Support, boating activities	360	280	280	--	280	-22.2
3790-001-890--Federal support	7,617	1,514	1,440	--	1,440	-81.1
3790-101-036--Local assistance, Evans Lake	--	2,500	256	--	256	NA
3790-101-140--Local assistance	548	--	1,510	-275	1,235	79.8
3790-101-263--Local assistance, off-highway vehicle program	12,548	6,905	5,030	--	5,030	-59.9
3790-101-721--Local assistance	16,827	1,901	3,289	--	3,289	-80.5
3790-101-722--Local assistance, Roberti-Z'berg Grants	--	--	22,500	--	22,500	NA
3790-101-732--Local assistance	--	--	330	--	330	NA
3790-101-733--Local assistance	96	98	196	--	196	104.2
3790-101-742--Local assistance	1,287	195	223	--	223	-82.7
3790-101-190--Local assistance	2,500	--	--	--	--	-100.0
3790-101-890--Federal local assistance	14,859	--	--	--	--	-100.0
<u>Santa Monica Mountains Conservancy</u>						
3810-001-001--Support	307	319	279	--	279	-9.1
<u>San Francisco Bay Conservation and Development Commission</u>						
3820-001-001--Support	977	1,067	1,067	--	1,067	8.2
<u>Department of Water Resources</u>						
3860-001-001--Support	19,426	22,198	22,438	--	22,438	15.5
3860-001-140--Support	884	888	1,038	-150	888	0.4
3860-001-890--Federal support	678	549	549	--	549	-19.0
3860-001-940--Urban water conservation	428	402	402	--	402	-6.0
3860-101-001--Local assistance, flood control subventions	6,499	18,200	18,200	--	18,200	180.0
3860-001-190--Support	122	--	--	NA	NA	NA
3860-101-190--Local Assistance, Delta Levee subventions	1,384	--	--	NA	NA	NA

Summary of Action on Budget Act Items--contd

Item	1983-84 Estimated Expenditure	1984-85				Final Budget Act	Percent Change 1984-85 from 1983-84
		Governor's Budget Including May Revision	Amount Approved by Legislature	Governor's Vetoed			
<u>State Water Resources Control Board</u>							
3940-001-001--Support	\$14,119	\$16,683	\$17,243 <sup>C</sup>	-\$510 <sup>C</sup>	\$16,733 <sup>c</sup>	18.5%	
3940-001-014--Support	347	362	2,362	-1,000	1,362	292.5	
3940-001-140--San Diego water reclamation	--	--	135	-135	--	NA	
3940-001-475--Underground tank leak detection program	--	601	601	--	601	NA	
3940-001-476--Underground tank leak detection program	--	617	617	--	617	NA	
3940-001-890--Federal support	13,977	12,291	12,291	--	12,291	12.1	
3940-101-001--Tijuana River cleanup	--	--	5,500	--	5,500	NA	
c. The Legislature budgeted \$880,000 in reimbursements from increased waste discharge fees which the Governor vetoed.							
Totals:							
General Fund	\$290,237	\$334,198	\$346,769	\$2,489	\$344,280	18.6%	
Other state funds	255,007	234,059	255,032	-4,432	250,600	-1.7	
Federal funds	65,317	36,317	36,037	--	36,037	-44.8	

## HEALTH

The Budget Act includes the following augmentations above current-year expenditures.

### Office of Statewide Health Planning and Development

- The Budget Act includes an additional \$2.4 million (special funds) above current-year expenditures for seismic safety inspections.

### Department of Health Services

#### Toxics and Health Protection

- \$2.7 million (Hazardous Waste Control Account) for enforcement staff, as proposed by the Governor.
- \$1.3 million (General Fund) in legislative augmentations for monitoring of chemicals in processed foods, plastic pipes, and drinking water and expansion of the State Cancer Registry to Orange County.

#### Preventive Health Programs

- \$2.5 million (General Fund) for the Child Health and Disability Prevention program.
- \$1.3 million (General Fund) for data collection on county health programs.
- \$4.6 million (federal funds) for perinatal programs.
- \$2.4 million (Genetic Disease Testing Fund) for the Neural Tube Defects program.

### Medi-Cal

- \$12.7 million (\$6.4 million) to restore to the drug formulary nonsteroidal anti-inflammatory drugs deleted in the 1982 Medi-Cal reforms.
- \$32.9 million (\$16.6 million General Fund) for 5.6 percent adjustment to providers that received rate reductions in the 1982 Medi-Cal reforms.

### Department of Developmental Services

- \$1.9 million (General Fund) for regional centers to purchase additional special services for clients.
- \$17.6 million (General Fund) for residential care rate increases and day program equity adjustments.
- \$1 million (Program Development Fund) for additional prevention services.
- \$2.6 million (General Fund) for a program to place 800 state hospital residents into the community.

### Department of Mental Health

The Budget Act provided an augmentation of \$35 million (General Fund) for local mental health programs. In addition, the budget includes \$2.7 million (General Fund) to develop model programs in state hospitals.

Table 20

Summary of Action on Health Budget Act Items  
1984-85  
(in thousands of dollars)

Item	1984-85					Percent Change 1984-85 from 1983-84
	1983-84 Estimated Expenditures	Governor's Budget Including May Revision	Amount Approved by Legislature	Governor's Vetoed	Final Budget Act	
4110-001-890--State council and area boards	\$3,997	\$3,268	\$3,434	--	\$3,434	-14.1%
4120-001-001--Emergency Medical Services Authority support	461	656	656	--	656	42.3
4120-001-890--Federal support	226	153	153	--	153	-32.3
4120-101-001--Local assistance	448	448	698	--	698	55.8
4120-101-890--Federal local assistance	3,454	1,572	1,572	--	1,572	-54.5
4140-001-001--Office of Statewide Health Planning and Development support	881	900	977	\$77	900	2.2
4140-001-121--Seismic safety	4,340	7,162	7,162	--	7,162	65.0
4140-001-890--Federal support	1,703	1,726	1,778	52	1,726	1.4
4140-101-001--Local assistance	3,001	2,880	2,880	--	2,880	-4.0
4260-001-001--Department of Health Services support	91,996	93,275	100,966	4,086	96,880	5.3
4260-001-014--Hazardous Waste Control Account	6,268	10,146	11,433	1,287	10,146	61.9
4260-001-044--Motor Vehicle Account	279	298	298	--	298	6.8
4260-001-190--Energy and Resources Fund	439	--	--	--	--	-100.0
4260-001-203--Genetic Disease Testing Fund	10,295	12,667	12,667	--	12,667	23.0
4260-001-335--Sanitarian Registration Fund	40	81	81	--	81	102.5
4260-001-455--Hazardous Substance Account	11,145	10,000	10,000	--	10,000	-10.3
4260-001-456--Hazardous Substance Compensation Account	355	--	--	--	--	-100.0
4260-001-890--Federal support	225,054	265,532	266,890	353	266,537	18.4
4260-001-898--County Health Services Fund	--	806	--	--	--	NA
4260-001-900--Local Health Capital Expenditure Account	204	217	294	77	217	6.4
4260-005-001--Infant botulism project	--	--	449	--	449	NA
4260-101-001--Medi-Cal county administration	51,102	51,548	49,749	5,619	44,130	-13.6
4260-101-001--Medi-Cal benefits	1,883,275	1,846,159	1,811,046	5,140	1,805,906	-4.1
4260-101-001--Medi-Cal fiscal intermediary	9,886	7,162	6,725	--	6,725	-32.0
4260-101-890--Medi-Cal federal	1,989,981	2,040,679	2,060,193	5,139	2,055,054	3.3
4260-105-001--Medi-Cal abortions	13,317	11,902	11,902	--	11,902	-10.6
4260-106-001--Medi-Cal cost-of-living adjustment (COLA)	18,772	47,567	68,290	6,517	61,773	NA
4260-106-001--Local government fiscal relief (AB 8) COLA	--	7,378	15,494	--	15,494	NA
4260-106-001--Medically indigent services COLA	--	--	27,401	13,078	14,323	NA
4260-106-001--Public health local assistance COLA	--	1,672	3,909	1,410	2,499	NA
4260-106-890--Medi-Cal federal COLA	18,455	20,670	64,462	6,745	57,717	NA
4260-111-001--Local government fiscal relief (AB 8)	367,708	368,822	368,822	--	368,822	0.3
4260-111-001--Medically indigent services	477,434	477,434	508,684	30,000	478,684	0.3
4260-111-001--Public health local assistance	97,573	99,387	127,291	19,251	108,040	10.7
4260-111-890--Public health federal	19,282	25,406	22,124	--	22,124	14.7
4260-111-898--Public health county projects	2,200	2,200	2,200	--	2,200	--
4270-001-001--California Medical Assistance Commission	850	889	872	--	872	2.6
4300-001-001--Department of Developmental Services support	17,092	15,795	15,890	--	15,890	-7.0
4300-001-172--Program Development Fund	178	185	185	--	185	3.9
4300-001-890--Federal support	330	66	66	--	66	-80.0
4300-101-001--Regional centers	220,198	272,602	279,492	3,596	275,896	25.3
4300-101-172--Program Development Fund	2,440	3,190	2,647	--	2,647	8.5
4300-101-890--Federal support	834	834	834	--	834	--
4300-111-001--State hospitals	338,995	352,932	353,144	101	353,043	4.1
4440-001-001--Department of Mental Health support	25,301	20,496	25,722	--	25,722	1.7
4440-001-890--Federal support	1,014	535	535	--	535	-47.2
4440-011-001--State hospital penal code patients	81,958	88,418	87,007	--	87,007	6.2
4440-101-001--County programs	317,152	364,568	371,870	7,863	364,007	14.8
4440-101-890--Federal support	14,134	13,554	13,554	--	13,554	-4.1
4440-111-001--Community residential treatment systems	--	--	10,467	10,467	--	NA
4440-121-001--State hospitals county patients	132,027	144,137	142,671	--	142,671	8.1
5190-001-142--California Health Facilities Commission support	3,674	3,880	3,880	--	3,880	5.6
9660-111-001--Los Angeles County loan	--	200,000	200,000	--	200,000	NA
<b>Totals</b>	<b>\$6,469,748</b>	<b>\$6,901,854</b>	<b>\$7,079,516</b>	<b>\$120,858</b>	<b>\$6,958,658</b>	<b>7.6%</b>
General Fund	\$4,149,427	\$4,477,027	\$4,593,074	\$107,205	\$4,485,869	8.1%
Other state funds	\$41,857	\$50,832	\$50,847	\$1,364	\$49,483	18.2%
Federal funds	\$2,278,464	\$2,373,995	\$2,435,595	\$12,289	\$2,423,306	6.4%

## WELFARE AND EMPLOYMENT

### WELFARE

#### Department of Aging

- General Fund support for local assistance programs is up 35 percent due primarily to a \$2.0 million increase in senior nutrition programs.

#### Department of Rehabilitation

- The Department of Rehabilitation anticipates a 30 percent increase in local assistance payments due largely to a \$12.4 million, or 24 percent, increase in support for the Work Activity program.

#### Department of Social Services

- General Fund support for cash grants under the Aid to Families with Dependent Children program is up \$139.8 million over 1983-84 primarily due to cost-of-living increases and the cost of court cases.
- General Fund support for Supplemental Security Income/State Supplementary Payment cash grants is up a net of \$76.6 million over 1983-84 due to (1) increased outlays for cost-of-living increases and (2) savings due to increased recipient unearned income and federal funds for cost-of-living adjustments (COLAs).
- General Fund costs for social services programs are up \$56.3 million due to (1) a 3 percent discretionary COLA, (2) increased caseloads in the In-Home Supportive Services program, and (3) increased costs in the Child Welfare Services program.



## EMPLOYMENT

### Employment Development Department

- Support for the Employment Training Panel declined by \$20.6 million, or 27 percent, from 1983-84 levels due to reduced amounts of funds that are carried over from year to year.
- Unemployment Insurance (UI) benefits are projected to fall 24 percent, or \$766 million, due to lower anticipated levels of unemployment in the state in 1984-85. The UI administrative costs are also down \$68 million, or 18 percent, from 1983-84 levels.

Table 21

Summary of Action on Welfare and Employment Budget Act Items  
1984-85  
(in thousands of dollars)

Item	1983-84 Estimated Expenditure	1984-85				Final Budget Act	Percent Change 1984-85 from 1983-84
		Governor's Budget Including May Revision	Amount Approved by Legislature	Governor's Vetoed			
<u>Office of Economic Opportunity</u>							
0660-001-001--Advisory Commission	\$75	\$80	\$80	--	\$80	6.7%	
0660-001-890--Departmental support	8,139	9,134	8,559	--	8,559	5.2	
0660-101-890--Local assistance	124,747	103,549	110,955	\$900	110,055	-11.8	
0660-111-890--Petroleum Violation Escrow Account	--	--	2,810	2,810	--	--	
<u>Department of Aging</u>							
4170-001-001--Support	1,729	8,236	1,973	--	1,973	14.1	
4170-001-890--Support	2,175	1,869	1,869	--	1,869	-14.1	
4170-101-001--Local assistance	7,032	9,211	16,345	6,884	9,461	34.5	
4170-101-890--Local assistance	72,895	72,078	72,078	--	72,078	-1.1	
<u>Commission on Aging</u>							
4180-001-001--Support	201	216	216	--	216	7.5	
4180-001-890--Support	172	168	181	--	181	5.2	
<u>Department of Alcohol and Drug Programs</u>							
4200-001-001--Support	6,403	5,709	6,562	--	6,562	2.5	
4200-001-890--Support	2,623	2,479	2,689	--	2,689	2.5	
4200-101-001--Local assistance	62,047	63,681	65,427	1,502	63,925	3.0	
4200-101-890--Local assistance	29,317	28,030	28,321	--	28,321	-3.4	
<u>Employment Development Department</u>							
5100-001-001--Support	35,151	37,280	35,886	--	35,886	2.1	
5100-001-184--UI audits	500	1,000	1,000	--	1,000	100.0	
5100-001-185--Audits and automation	12,275	14,754	11,684	--	11,684	-4.8	
5100-001-514--Employment training	75,551	55,000	55,000	--	55,000	-27.2	
5100-001-588--DI support	49,189	53,219	52,157	--	52,157	6.0	
5100-001-870--UI support	386,316	323,173	320,042	1,559	318,482	-17.6	
5100-001-908--School employees UI--support	629	580	567	--	567	-9.9	
5100-001-932--Local public employees UI-- support	263	271	266	--	266	1.1	
5100-001-979--Job Training Partnership Act--support	66,545	75,744	76,506	--	76,506	15.0	
5100-101-588--DI benefits	888,594	977,827	978,020	--	978,020	10.1	
5100-101-870--UI benefits	18,175	11,419	11,419	--	11,419	-37.2	
5100-101-871--UI benefits	3,255,418	2,489,826	2,489,116	--	2,489,116	-23.5	
5100-101-908--School employees--UI benefits	39,746	29,020	29,270	250	29,020	-27.0	
5100-101-932--Local public employees-- UI benefits	6,978	4,253	4,253	--	4,253	-39.1	
5100-101-979--Job Training Partnership Act--local assistance	231,826	236,806	236,806	--	236,806	2.1	
5100-111-185--Child care for JTPA trainees	--	--	1,500	1,500	--	--	
<u>Department of Rehabilitation</u>							
5160-001-001--Support	16,083	16,670	16,670	--	16,670	3.6	
5160-001-890--Vocational Rehabilitation	74,804	78,911	79,481	--	79,481	6.3	
5160-101-001--Work Activity	42,239	53,284	56,399	1,442	54,957	30.1	

Summary of Action on Budget Act Items--contd

Item	1983-84 Estimated Expenditure	1984-85				Final Budget Act	Percent Change 1984-85 from 1983-84
		Governor's Budget Including May Revision	Amount Approved by Legislature	Governor's Vetoed			
<u>Department of Social Services</u>							
5180-001-001--Support	\$47,809	\$46,947	\$50,781	\$2,000	\$48,781	2.0%	
5180-001-866--Support	106,295	105,991	106,062	--	106,062	-0.2	
5180-101-001 <sup>a</sup> --Payments for children	1,489,525	1,568,243	1,646,775	18,434	1,629,341	9.4	
5180-101-866 <sup>a</sup> --Payments for children	1,629,023	1,705,223	1,781,102	13,313	1,767,789	8.5	
5180-101-919--Interstate Collections	600	600	600	--	600	0	
Incentive Fund							
5180-111-001 <sup>a</sup> --SSI/SSP	1,120,015	1,143,138	1,196,596	--	1,196,596	6.8	
5180-111-866 <sup>a</sup> --SSI/SSP	7,540	5,466	5,671	--	5,671	-24.8	
5180-121-001--Special adult programs	1,500	133	1,500	--	1,500	0	
5180-121-866--Special adult programs	52	52	52	--	52	0	
5180-131-866 <sup>a</sup> --Refugee cash assistance programs	69,480	56,842	56,842	--	56,842	-18.2	
5180-141-001 <sup>a</sup> --County administration	110,719	123,991	123,391	5,734	117,657	6.3	
5180-141-866 <sup>a</sup> --County administration	334,318	349,998	349,069	--	349,069	4.4	
5180-151-001 <sup>a</sup> --Social services programs	156,052	205,971	246,237	33,933	212,304	36.0	
5180-151-866 <sup>a</sup> --Social services programs	375,681	393,864	394,874	712	394,162	4.9	
5180-161-001 <sup>a</sup> --Community Care Licensing	7,514	7,664	7,920	179	7,741	3.0	
5180-161-866 <sup>a</sup> --Community Care Licensing	2,707	2,761	2,853	65	2,788	3.0	
5180-181-001--Cost-of-living adjustments	--	(89,378)	(226,612)	(22,079)	(204,533)	NA	
5180-181-866--Cost-of-living adjustments	--	(55,359)	(121,380)	(3,705)	(117,675)	NA	
5180-490--Reappropriation	--	--	(5,000)	(4,150)	(850)	NA	
<b>Totals</b>	<b>\$10,976,667</b>	<b>\$10,480,356</b>	<b>\$10,744,432</b>	<b>\$91,217</b>	<b>\$10,654,214</b>	<b>-2.9%</b>	
General Fund	\$3,104,094	\$3,290,449	\$3,472,758	\$70,108	\$3,403,650	9.7%	
Other state funds	\$4,329,743	\$3,626,350	\$3,623,433	\$1,750	\$3,621,683	-16.4%	
Federal funds	\$3,542,830	\$3,563,557	\$3,648,241	\$19,359	\$3,628,881	2.4%	

a. Includes cost-of-living adjustments provided under Items 5180-181-001 and 5180-181-866.

## CRIMINAL JUSTICE

The Legislature approved several major funding increases in the criminal justice area. These include:

### Department of Corrections

- The General Fund support budget totals \$703.2 million, which is \$125.7 million, or 21.8 percent, higher than estimated current-year expenditures. Of this amount, \$42.1 million is included for staff and operating expenses for new prisons and camps.

### Board of Corrections

- The budget authorizes the expenditure of \$252.3 million from the County Jail Capital Expenditure Fund for county jail construction projects. However, budget language provides that the board may not allocate funds to counties unless both AB 2357 and AB 3805, which relate to county jail construction projects, are chaptered.

Other funding increases authorized by the Legislature were reduced by the Governor's vetoes. These include:

### State Public Defender

- The Legislature increased the budget by \$2.5 million over current-year expenditures to restore the office staffing to approximately 1982-83 levels. The Governor vetoed \$3 million and 74 positions, and indicated that the reduced budget would allow the office to handle only the most complex and sensitive cases.

### County Public Defenders

- The Legislature provided \$775,000 for assistance to county public defenders. The Governor vetoed this amount.

Table 22

Summary of Action on Criminal Justice Budget Act Items  
1984-85  
(in thousands of dollars)

Item	1983-84 Estimated Expenditure	1984-85				Percent Change 1984-85 From 1983-84
		Governor's Budget Including May Revision	Amount Approved by Legislature	Governor's Vetoed	Final Budget Act	
<u>Department of Justice</u>						
0820-001-001--Support	\$89,157	\$98,975	\$100,660	-\$919	\$99,741	11.9%
0820-001-012--AntiTrust	931	381	381	--	381	-59.1
0820-001-014--Toxic substance enforcement	--	--	1,332	-1,332	--	--
0820-001-017--Fingerprints	6,148	6,566	6,566	--	6,566	6.8
0820-001-044--Data center support	10,212	11,065	11,063	--	11,063	8.3
0820-001-460--Dealer's record of sale	679	711	711	--	711	4.7
0820-001-465--Utilities task force	--	--	675	-675	--	--
0820-001-477--Gaming registration	--	424	400	--	400	NA
0820-001-890--Federal support	5,271	5,384	5,384	--	5,384	2.1
<u>Department of Corrections</u>						
5240-001-001--Support	577,507	716,785	703,222	--	703,222	21.8
5240-001-890--Federal support	213	199	199	--	199	-6.6
5240-001-917--Support	11,143	12,030	12,030	--	12,030	8.0
5240-101-001--Local assistance	15,624	17,704	17,704	--	17,704	7.6
<u>Board of Corrections</u>						
5430-001-001--Support	258	365	365	--	365	41.5
5430-001-170--Support	935	1,222	1,222	--	1,222	30.7
5430-001-725--Support	--	498	498	--	498	NA
5430-001-933--Support	453	--	--	--	--	NA
5430-101-170--Local assistance	7,279	8,250	8,250	--	8,250	13.3
5430-101-725--County jail construction	--	252,611	252,311	--	252,311	NA
5430-101-933--County jail construction	25,000	--	--	--	--	NA
<u>Board of Prison Terms</u>						
5440-001-001--Support	6,304	6,374	6,324	--	6,324	0.3
<u>Youthful Offender Parole Board</u>						
5450-001-001--Support	2,397	2,386	2,334	--	2,334	-2.6
<u>Department of the Youth Authority</u>						
5460-001-001--Support	176,843	185,972	184,798	--	184,798	4.5
5460-001-890--Federal support	889	1,030	1,030	--	1,030	15.9
5460-101-001--Local assistance	64,996	66,773	66,773	--	66,773	2.7
<u>Office of Criminal Justice Planning</u>						
8100-001-001--Support	2,201	2,437	2,349	-90	2,259	2.6
8100-001-214--Support	209	--	--	--	--	NA
8100-001-241--Support	--	68	68	--	68	NA
8100-001-425--Support	208	909	909	--	909	337.0
8100-001-890--Federal support	330	374	374	--	374	13.3
8100-011-890--Grants	1,500	1,500	1,500	--	1,500	--
8100-101-001--Local assistance	14,949	10,225	10,575	-150	10,425	-30.3
8100-101-214--Local assistance	7,787	--	--	--	--	NA
8100-101-241--Local assistance	--	495	495	--	495	NA
8100-101-425--Local assistance	--	10,570	10,570	--	10,570	NA
8100-101-890--Local assistance (federal)	4,380	4,380	4,380	--	4,380	--
8100-101-903--Local assistance	495	--	--	--	--	NA
<u>Commission on Peace Officer Standards and Training</u>						
8120-001-268--Support	4,016	4,405	4,405	--	4,405	9.6
8120-011-268--Support-contractual services	--	1,560	1,560	--	1,560	NA
8120-101-268--Local assistance	22,214	27,439	27,439	--	27,439	23.5
<u>State Public Defender</u>						
8140-001-001--Support	5,525	4,815	8,025	3,000	5,025	-9.0
<u>Assistance to Counties for Defense of Indigents</u>						
8160-111-001--Local assistance	4,286	3,200	4,775	775	4,000	-6.7
<u>Payment to Counties for Costs of Homicide Trials</u>						
8180-101-001--Local assistance	1,500	800	1,000	--	1,000	-33.3

## K-12 EDUCATION

The total amount provided to support K-12 education in 1984-85 is \$15,603.8 million (see Table 6). This is an increase of \$1,871.7 million, or 13.6 percent, over the 1983-84 level of support. Total funding per unit of average daily attendance (ADA) will increase by 11.9 percent (5.3 percent after adjusting for inflation)--to \$3,590 per ADA (see Table 7).

### 1984 Budget Act

As shown in Table 23, the Governor's Budget proposed K-12 education expenditures of \$10,353.5 million. This amount excludes local property tax revenues, debt service, and miscellaneous revenues which are not appropriated in the Budget Act. This amount included \$9,371.7 million in General Fund expenditures, \$53.2 million in other state funds, and \$928.6 million in federal funds.

The Legislature made General Fund augmentations totaling \$576.6 million and federal funds augmentations of \$84.3 million. Thus, the Legislature's version of the Budget Bill proposed total K-12 expenditures of \$11,015.3 million.

The Governor vetoed \$366.0 million from the budget adopted by the Legislature, resulting in final Budget Act expenditures for K-12 education of \$10,649.3 million.

Significant changes from the current year include:

- \$642.6 million to provide a 5.9 percent COLA for programs with statutory COLAs (including revenue limits) and a 3.0 percent COLA to other categorical programs.
- \$552.0 million increase to provide "full funding" for SB 813 programs (excluding COLAs).
- \$521.1 million in increased General Fund contributions to the State Teachers' Retirement Fund, including restoration of 1983-84 contribution.
- \$85.0 million increase in funding for school construction.

Table 23

Summary of Action on K-12 Education Budget Act Items  
1984-85  
(in thousands of dollars)

Item	1983-84 Estimated Expenditure	1984-85				Final Budget Act	Percent Change 1984-85 from 1983-84
		Governor's Budget Including May Revision	Amount Approved by Legislature	Governor's Vetoed			
6100-001-001--Support of the Department of Education	\$23,512	\$25,774	\$27,346	\$1,535	\$25,811	9.8%	
6100-001-140--Environmental education administration	103	106	106	--	106	2.9	
6100-001-178--School bus driver instruction	248	317	317	--	317	27.8	
6100-001-305--Private postsecondary education	712	719	719	--	719	1.0	
6100-001-344--School capital outlay	504	596	596	--	596	18.3	
6100-001-680--Office of Surplus Property	29,239	26,998	26,998	--	26,998	-7.7	
6100-001-890--Department of Education, federal support	32,371	37,829	37,829	--	37,829	16.9	
6100-006-001--State special schools	30,095	31,921	33,871	1,950	31,921	6.1	
6100-007-001--State special schools transportation	NA	503	503	--	503	NA	
6100-011-001--Library support	7,438	7,215	7,892	465	7,427	-0.1	
6100-011-890--State Library, federal support	1,175	1,593	1,593	--	1,593	35.6	
6100-015-001--Instructional materials warehousing and shipping	238	253	253	--	253	6.3	
6100-025-001--Minority radio stations	NA	--	1,000	875	125	NA	
6100-101-001--School apportionments	6,120,621	6,132,463	6,182,596	187,265	5,995,331	-2.0	
6100-101-890--Federal block grant	36,367	35,718	35,718	--	35,718	-1.8	
6100-106-001--County Office of Education	78,356	70,891	70,891	--	70,891	-9.5	
6100-107-001--Education Improvement Incentive program	NA	15,000	15,000	--	15,000	NA	
6100-109-001--Tenth Grade Counseling program	NA	6,600	6,724	124	6,600	NA	
6100-111-001--Transportation	160,592	242,181	242,181	--	242,181	50.8	
6100-114-001--Court mandate reimbursements	138,816	154,416	154,416	--	154,416	11.2	
6100-116-001--School Improvement program	172,457	182,757	182,757	--	182,757	6.0	
6100-118-001--Vocational education student organizations	500	500	500	--	500	0	
6100-119-001--Supplementary program services	759	6,885	6,885	--	6,885	NA	
Foster youth services	(759)	(759)	(759)	(--)	(759)	(0)	
Opportunity classes and programs	NA	(4,126)	(4,126)	(--)	(4,126)	(NA)	
Specialized secondary programs	NA	(2,000)	(2,000)	(--)	(2,000)	(NA)	
6100-121-001--Economic Impact Aid	182,041	182,041	182,041	--	182,041	0	
6100-124-001--Gifted and Talented program	17,848	17,848	17,848	--	17,848	0	
6100-126-001--Miller-Unruh Reading program	17,153	17,153	17,153	--	17,153	0	
6100-131-001--Native American Indian Education	337	337	337	--	337	0	
6100-136-890--Federal ECIA--Compensatory Education	297,413	297,413	323,415	--	323,415	8.7	
6100-141-890--Federal migrant education	63,442	63,442	73,651	--	73,651	16.1	
6100-146-001--Demonstration programs in reading and math	3,771	3,771	3,771	--	3,771	0	
6100-151-001--American Indian Education Centers	795	795	795	--	795	0	
6100-156-001--Adult education	159,993	162,685	166,385	--	166,385	4.0	
6100-156-890--Adult education, federal support	9,288	9,288	9,288	--	9,288	0	
6100-158-001--Adults in correctional facilities	1,271	1,271	1,271	--	1,271	0	
6100-161-001--Special education	747,977	683,217	801,217	108,000	693,217	-7.3	
6100-161-890--Special education, federal support	89,522	89,522	89,522	--	89,522	0	
6100-166-001--Federal Job Training Partnership Act	--	--	--	--	--	0	
6100-166-890--Vocational education	63,274	57,152	58,048	--	58,048	-8.3	
6100-167-001--Agricultural vocational education	3,063	0	3,000	--	3,000	-2.1	
6100-171-178--Driver training	17,336	17,336	19,500	--	19,500	12.5	
6100-176-890--Transition program for refugee children	5,565	5,565	5,565	--	5,565	0	
6100-181-001--Educational technology program	2,237	6,672	30,250	15,000	15,250	581.7	
6100-181-140--Environmental education	397	394	394	--	394	-0.8	
6100-186-001--Instructional materials, grades K-8	59,310	58,346	58,967	--	58,967	-0.6	
6100-187-001--Instructional materials, grades 9-12	18,250	18,381	18,381	--	18,381	0.7	



Summary of Action on Budget Act Items--contd

Item	1983-84 Estimated Expenditure	1984-85				Final Budget Act	Percent Change 1984-85 from 1983-84
		Governor's Budget Including May Revision	Amount Approved by Legislature	Governor's Veto	Governor's Veto		
6100-191-001--Staff development	\$22,341	\$66,329	\$69,329	\$3,000	\$66,329	196.9%	
6100-192-001--Mathematics, Engineering, and Science Achievement (MESA)	1,351	1,351	1,751	360	1,391	3.0	
6100-196-001--Preschool and child care services	263,946	263,459	265,209	1,750	263,459	-0.2	
6100-196-890--Child development, federal support	1,957	1,957	1,957	--	1,957	0	
6100-201-001--Child nutrition	26,803	26,803	26,803	--	26,803	0	
6100-201-890--Child nutrition, federal support	323,671	322,590	369,767	--	369,767	14.2	
6100-206-001--Urban Impact Aid	70,699	70,699	70,699	--	70,699	0	
6100-207-001--Meade Aid	9,646	9,646	9,646	--	9,646	0	
6100-209-001--Commission on Professional Competency	NA	18	18	--	18	NA	
6100-211-001--Library local assistance	5,685	7,000	9,635	--	9,635	69.5	
6100-211-890--Library services and construction, federal support	12,410	6,162	6,162	--	6,162	-50.3	
6100-221-001--Public Library Foundation program	6,000	12,000	27,900	15,900	12,000	100.0	
6100-222-001--Youth Suicide Prevention program	NA	300	300	--	300	NA	
6100-224-001--Alternatives to new school construction	NA	7,687	7,687	--	7,687	NA	
6100-226-001--Cost-of-living adjustments	--	340,510	671,529	28,895	642,634	NA	
6100-301-680--Surplus property capital outlay	--	800	780	--	780	NA	
6300-101-001--State Teachers' Retirement Fund	--	512,345	512,345	--	512,345	NA	
6300-111-001--Purchasing Power Protection Act, STRF	20,500	23,700	40,400	--	40,400	97.1	
6320-001-001--California Advisory Council on Vocational Education	24	26	26	--	26	8.3	
6320-001-890--California Advisory Council on Vocational Education, federal support	225	200	200	--	200	-11.1	
6330-001-890--California Occupational Information Coordinating Committee	116	125	125	--	125	7.8	
6360-001-001--Commission on Teacher Credentialing	--	--	877	877	--	0	
6360-001-407--Commission on Teacher Credentialing	5,527	5,945	4,671	--	4,671	-15.5	
Control Section 11.15--School construction	--	--	(100,000)	(100,000)	--	0	
<b>Totals</b>	<b>\$9,365,287</b>	<b>\$10,353,516</b>	<b>\$11,015,306</b>	<b>\$365,996</b>	<b>\$10,649,310</b>	<b>13.7%</b>	
General Fund	\$8,374,425	\$9,371,749	\$9,948,385	\$365,996	\$9,582,389	14.5%	
Other State Funds	\$54,066	\$53,211	\$54,081	--	\$54,081	.03%	
Federal funds	\$936,796	\$928,556	\$1,012,840	--	\$1,012,840	8.1%	

## POSTSECONDARY EDUCATION

As shown in Table 24, the Budget Act provides \$3,887.7 million in support for higher education in 1984-85. Support for the University of California (UC) increased by 22.2 percent over 1983-84, support to the California State University (CSU) increased by 20.2 percent, and support to the California Community Colleges (CCC) increased by 2.7 percent. Local support for the CCC is not shown in Table 24. Inclusive of local property taxes, support for the CCC increased by 11.0 percent over 1983-84.

The major changes over 1983-84 levels include:

### University of California

- Provided funds equal to an 11.0 percent increase in employee compensation at a General Fund cost of \$115.5 million.
- Increased funding for instructional equipment at a General Fund cost of \$12.3 million.
- Reduced student fees from \$1,387 to \$1,317 thereby providing a General Fund augmentation of \$11.1 million.
- Increased funding for deferred maintenance at a General Fund cost of \$10.5 million.

### California State University

- Provided funds equal to a 10.3 percent increase in employee compensation at a General Fund cost of \$101.9 million.

- Increased funding for instructional equipment at a General Fund cost of \$11.9 million.
- Increased funding for deferred maintenance at a General Fund cost of \$10.7 million.
- Reduced student fees from \$692 to \$650 thereby providing a General Fund augmentation of \$11.9 million.

#### California Community Colleges

- Increased apportionments to local districts at a General Fund cost of \$19.6 million.

#### Student Aid Commission

- Increased the amount for purchase of defaulted loans in the Guaranteed Student Loan Program at a General Fund cost of \$11.0 million.
- Increased the number of Cal Grants from 23,062 to 25,320 and the average award amount by 6 percent to 10 percent at a General Fund cost of \$8.7 million.

Table 24

Summary of Action on Postsecondary Education Budget Act Items  
1984-85  
(in thousands of dollars)

Item	1983-84 Estimated Expenditure	1984-85				Percent Change 1984-85 from 1983-84
		Governor's Budget Including May Revision	Amount Approved by Legislature	Governor's Vetoed	Final Budget Act	
<b>University of California (UC)</b>						
6440-001-001--Main support	\$1,123,587	\$1,337,128	\$1,314,785 <sup>a</sup>	\$67,651 <sup>a</sup>	\$1,247,134	11.0%
6440-001-046--Transportation studies	905	940	940	--	940	3.9
6440-001-144--Mosquito research	100	100	100	--	100	0
6440-006-001--Financial aid	--	--	11,094	--	11,094	NA
6440-011-001--Employee compensation	--	115,470	115,740	--	115,470	NA
6440-016-001--Comparable worth	--	--	10,762	10,762	--	--
Subtotals, UC	\$1,124,592	\$1,453,638	\$1,453,151	\$78,413	\$1,374,738	22.2%
<b>California State University (CSU)</b>						
6610-001-001--Main support	\$944,585	\$1,016,083	\$1,016,201	\$393	\$1,015,808	7.5%
6610-001-890--Federal Trust Fund	48,296	52,821	52,821	--	52,821	9.4
6610-011-001--Financial aid	3,415	13,441	13,441	1,109	12,332	261.1
6610-021-001--Equipment/maintenance	6,820	22,722	22,722	300	22,422	228.3
6610-031-001--Employee compensation	--	99,961	111,261	9,400	101,861	NA
6610-033-001--Comparable worth	--	--	8,624	8,624	--	--
6610-035-001--Hard-to-hire faculty	--	1,900	--	--	--	--
Subtotals, CSU	\$1,003,116	\$1,206,928	\$1,225,070	\$19,826	\$1,205,244	20.2%
<b>California Community Colleges (CCC)</b>						
6870-001-001--Board of Governors	\$3,864	\$5,030	\$5,149	--	\$5,149	33.2%
6870-001-165--Credentials	507	527	527	--	527	3.9
6870-101-001--Local assistance	1,067,466	1,025,539	1,136,210	43,521	1,092,689	2.4
6870-101-909--Instructional improvement	944	967	1,034	67	967	2.4
6870-111-001--Categoricals	--	--	14,333	12,183	2,150	NA
Subtotals, CCC	\$1,072,781	\$1,032,063	\$1,157,253	\$55,771	\$1,101,482	2.7%
<b>Other Higher Education</b>						
<b>California Postsecondary Education Commission (CPEC)</b>						
6420-001-001--Support	\$2,466	\$2,730	\$2,869	--	\$2,869	16.3%
6420-001-890--Federal Trust Fund	40	10	10	--	10	-75.0
Subtotals, CPEC	\$2,506	\$2,740	\$2,879	--	\$2,879	14.8%
<b>Hastings College of the Law (HCL)</b>						
6600-001-001--Support	\$6,836	\$8,859	\$8,482	\$453	\$8,029	17.5%
6600-001-890--Federal Trust Fund	795	795	795	--	795	0
6600-006-001--Financial aid	--	--	247	--	247	NA
6600-011-001--Employee compensation	--	810	862	--	862	NA
6600-016-001--Comparable worth	--	--	79	79	--	NA
Subtotals, HCL	\$7,631	\$10,464	\$10,465	\$532	\$9,933	31.2%
<b>California Maritime Academy (CMA)</b>						
6860-001-001--Support	\$3,986	\$4,874	\$4,929	\$55	\$4,874	22.3%
6860-001-519--Continuing education	(--)	(127)	(127)	(--)	(127)	(NA)
6860-001-890--Federal Trust Fund	583	504	504	--	504	-13.6
Subtotals, CMA	\$4,569	\$5,378	\$5,433	\$55	\$5,378	17.7%
<b>Student Aid Commission (SAC)</b>						
7980-001-001--Commission support	\$4,657	\$5,091	\$5,191	--	\$5,191	11.5%
7980-001-951--Guaranteed loan	4,880	5,963	6,455	--	6,455	32.3
7980-011-951--Defaulted loans	68,371	79,421	79,421	--	79,421	16.2
7980-011-890--Federal Trust Fund	(68,371)	(77,240)	(77,240)	(--)	(77,240)	(13.0)
7980-101-001--Local assistance	76,420	85,125	85,270	--	85,270	11.6
7980-101-890--Federal Trust Fund	9,400	11,670	11,670	--	11,670	24.1
Subtotals, SAC	\$163,728	\$137,270	\$188,007	--	\$188,007	14.8%
Subtotals, Other Higher Education	\$178,434	\$265,852	\$206,784	\$587	\$206,197	15.6%
Totals, All Higher Education	\$3,378,923	\$3,898,481	\$4,042,258	\$154,597	\$3,887,661	15.1%
General Fund	\$3,219,530	\$3,744,763	\$3,887,981	\$154,530	\$3,733,451	16.0%
Other state funds	\$31,908	\$87,918	\$88,477	\$67	\$89,410	177.1%
Federal Funds	(\$127,485)	\$65,800	\$65,800	--	\$65,800	-48.4%

a. Includes \$64.8 million contingency appropriation for the University of California Retirement System.

C

C

C

C

C

C

C

C

C

C

C

## CAPITAL OUTLAY

The Legislature increased the capital outlay program by \$227 million bringing the total to \$647 million. The major increase was for new prisons where the Legislature changed the funding source from the General Fund to bond funds and increased the amount appropriated from \$76 million to \$278 million. The Governor vetoed a total of \$23 million leaving a total of \$624 million for capital outlay. A summary of these actions is shown in Table 25. The following are highlights of the Legislature's actions on capital outlay:

### University of California

- The Legislature authorized \$59.7 million in revenue bonds to finance new buildings for high technology education at the Berkeley and Santa Barbara campuses.

### Community Colleges

- The Legislature rejected the Governor's request to delete all but \$262,000 for the community colleges' capital outlay projects and approved a total of \$24,997,000 from the Capital Outlay Fund for Public Higher Education and the State Construction Program Fund (bonds). Major new buildings will be constructed at Mendocino College, West L. A. Airport Campus, Oxnard College, and at the new Orange/Canyon Campus in Orange County.

### Department of General Services

- The Legislature (1) added \$5,338,000 to provide full funding for a new state parking garage in downtown Sacramento (the Governor

○

○

○

○

○

○

○

○

○

○

○

vetoed this project) and (2) provided funds to complete preliminary plans for new office buildings (Site 1D and 4) in Sacramento but reduced amounts to defer preparation of working drawings for both buildings and construction at Site 1D, total reduction \$13,123,000.

#### California Tahoe Conservancy

- The Legislature approved \$20 million of bond funds for land acquisition in the Tahoe area to begin implementation of the \$85 million acquisition program approved by the voters in 1983.

#### Department of Parks and Recreation

- The Legislature augmented the Governor's Budget by \$17,210,000 to provide \$60,202,000 for projects by the Department of Parks and Recreation. The Governor vetoed \$15,150,000 for various parks projects, including legislative augmentations of \$9,000,000 for acquisition in the Santa Monica Mountains area and \$6,000,000 for acquisition of the Cascade Ranch in San Mateo County.

#### Santa Monica Mountains Conservancy

- The Legislature provided an augmentation of \$2,285,000 to the Governor's Budget for acquisition of Deer Creek Ranch.

#### Department of Mental Health

- The Legislature approved preliminary plans/working drawings for fire and life safety improvements, CTW building, at Metropolitan State Hospital but deleted construction funds (\$10,467,000) because construction could not begin in 1984-85.



#### Department of Corrections

- The Legislature approved \$14 million of \$18.2 million requested for projects at existing prisons, and changed the funding source from the SAFCO to the 1984 Prison Construction Fund (bonds). The Legislature also changed the funding for new prison construction from the General Fund to the 1984 bond funds and increased the amount from \$76.5 million to \$280.9 million. The appropriation provides for new prisons at Tehachapi, Folsom, Adelanto, Avenal, Los Angeles, Ione, Vacaville, San Diego, the Northern California Women's Facility and camps at various locations.

#### Department of Food and Agriculture

- The Legislature approved (1) \$510,000 to prepare working drawings for a new veterinary diagnostic laboratory at the University of California, Davis, and (2) \$2,195,000 for new border inspection stations at Dorris and Hornbrook.

Table 25

Summary of Action on Capital Outlay Budget Act Items  
1984-85  
(in thousands of dollars)

Item	1984-85			
	Governor's Budget Including May Revision	Amount Approved by Legislature	Governor's Veto	Final Budget Act
<b>TIDELANDS OIL REVENUE FUNDS</b>				
<b>Capital Outlay Fund for Public Higher Education (COFPE)</b>				
6440-301-146 University of California	\$51,225	\$50,513	--	\$50,513
6600-301-146 Hastings College of the Law	311	331	--	331
6610-301-146 California State University	27,767	25,996	\$732	25,264
6860-301-146 California Maritime Academy	344	333	--	333
6870-301-146 California Community Colleges	--	24,727	--	24,727
9860-301-146 Unallocated	--	500	--	500
Subtotal	\$79,647	\$102,400	\$732	\$101,668
<b>Special Account for Capital Outlay (SAFCO)</b>				
0250-301-036--Judicial	\$897	\$852	--	\$852
0820-301-036--Department of Justice	103	103	--	103
0860-301-036--Board of Equalization	129	15	--	15
1100-301-036--Museum of Science and Industry	159	180	--	180
1760-301-036--Department of General Services	19,492	10,999	\$5,878	5,121
1760-311-036--Department of General Services	3,907	2,333	--	2,333
1760-321-036--Department of General Services	680	580	--	580
1970-301-036--Department of Veterans Affairs	4,288	3,967	--	3,967
3340-301-036--California Conservation Corps	460	469	--	469
3540-301-036--Department of Forestry	4,184	2,636	--	2,636
3600-301-036--Department of Fish and Game	60	60	--	60
3640-301-036--Wildlife Conservation Board	--	1,500	1,500	--
3790-301-036--Department of Parks and Recreation	30,169	31,586	9,100	22,486
3810-301-036--Santa Monica Mountains Conservancy	4,350	5,000	--	5,000
3860-301-036--Department of Water Resources	4,460	4,460	--	4,460
4260-301-036--Department of Health Services	1,735	1,580	--	1,580
4300-301-036--Department of Developmental Services	10,985	10,155	--	10,155
4440-301-036--Department of Mental Health	16,894	3,863	--	3,863
5240-301-036--Department of Corrections	27,186	--	--	--
5460-301-036--Department of the Youth Authority	3,758	3,408	--	3,408
8350-301-036--Department of Industrial Relations	46	46	--	46
8560-301-036--California Exposition and State Fairs	179	179	--	179
8570-301-036--Department of Food and Agriculture	4,537	3,215	--	3,215
8940-301-036--Military Department	1,475	1,440	--	1,440
9860-301-036--Unallocated	500	500	--	500
Subtotal	\$140,633	\$89,126	\$16,478	\$72,648

Summary of Action on Capital Outlay Budget Act Items--contd

Item	1984-85			
	Governor's Budget Including May Revision	Amount Approved by Legislature	Governor's Vetoes	Final Budget Act
<b>BONDS AND OTHER CAPITAL OUTLAY FUNDS</b>				
1655-301-702--Department of Consumer Affairs	\$411	\$377	--	\$377
1970-301-890--Department of Veterans Affairs	6,000	6,185	--	6,185
2720-301-044--Department of the California Highway Patrol	5,374	5,280	--	5,280
2740-301-044--Department of Motor Vehicles	3,978	1,514	--	1,514
3125-301-720--California Tahoe Conservancy	20,000	20,000	--	20,000
3540-301-666--Department of Forestry	--	18	--	18
3600-301-140--Department of Fish and Game	300	25	--	25
3600-301-200--Department of Fish and Game	2,893	2,832	--	2,832
3600-301-890--Department of Fish and Game	--	61	--	61
3640-301-140--Wildlife Conservation Board	3,000	3,000	--	3,000
3640-301-447--Wildlife Conservation Board	3,129	3,129	--	3,129
3680-301-516--Department of Boating and Waterways	585	710	--	710
3760-301-565--State Coastal Conservancy	--	1,553	--	1,553
3790-301-140--Department of Parks and Recreation	--	526	--	526
3790-301-263--Department of Parks and Recreation	4,948	4,914	--	4,914
3790-301-721--Department of Parks and Recreation	2,000	1,876	--	1,876
3790-301-722--Department of Parks and Recreation	--	14,911	\$6,000	8,911
3790-301-728--Department of Parks and Recreation	--	750	--	750
3790-301-733--Department of Parks and Recreation	--	376	--	376
3790-301-742--Department of Parks and Recreation	5,145	4,533	50	4,483
3790-301-890--Department of Parks and Recreation	730	730	--	730
3810-301-722--Santa Monica Mountains Conservancy	--	2,285	--	2,285
3810-301-941--Santa Monica Mountains Conservancy	--	700	--	700
3860-301-001--Department of Water Resources	--	250	--	250
5100-301-588--Employment Development Department	15	15	--	15
5100-301-870--Employment Development Department	1,015	1,015	--	1,015
5240-301-001--Department of Corrections	76,498	--	--	--
5240-301-724--Department of Corrections	--	16,743	--	16,743
5240-311-724--Department of Corrections	--	278,100	--	278,100
6100-301-680--Department of Education	800	780	--	780
6440-301-525--University of California	58,145	59,655	--	59,655
6440-301-718--University of California	226	226	--	226
6870-301-736--California Community Colleges	262	270	--	270
8940-301-890--Military Department	3,956	4,091	--	4,091
Subtotal	<u>\$199,410</u>	<u>\$437,430</u>	<u>\$6,050</u>	<u>\$431,380</u>
<b>TOTALS</b>	<b>\$419,690</b>	<b>\$628,956</b>	<b>\$23,260</b>	<b>\$605,696</b>